


**COURROIE
BELT
CORREA
CORREIA
KEILRIEMEN
CINGHIA
RIEM**



CAT. 14.754



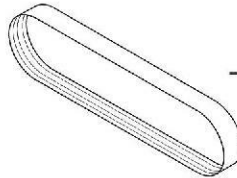
CITROËN

06/2003



3

CITROËN AX	4
CITROËN SAXO	5
CITROËN C3	6
CITROËN C3 PLURIEL	7
CITROËN ZX	8
CITROËN XSARA → 27/08/2000	9
CITROËN XSARA 28/08/2000 →	10
CITROËN XSARA PICASSO	11
CITROËN BX	12
CITROËN XANTIA	13
CITROËN C5	14
CITROËN XM	15
CITROËN EVASION	16
CITROËN C8	17
CITROËN C15	18
CITROËN BERLINGO I (VP-VU)	19
CITROËN BERLINGO II (VP-VU)	20
CITROËN JUMPY	21
CITROËN JUMPER → 02/2002	22
CITROËN JUMPER 02/2002 →	23
CITROËN C25	24
VISA - AXEL - GS - GSA - AMI SUPER - CX	235



27






CITROËN AX	28
CITROËN SAXO	29
CITROËN C3	30
CITROËN C3 PLURIEL	31
CITROËN ZX	32
CITROËN XSARA → 27/08/2000	34
CITROËN XSARA 28/08/2000 →	36
CITROËN XSARA PICASSO	37
CITROËN BX	38
CITROËN XANTIA	40
CITROËN C5	41
CITROËN XM	42
CITROËN EVASION	46
CITROËN C8	47
CITROËN C15	48
CITROËN BERLINGO I (VP-VU)	49
CITROËN BERLINGO II (VP-VU)	51
CITROËN JUMPY	52
CITROËN JUMPER → 02/2002	53
CITROËN JUMPER 02/2002 →	55
CITROËN C25	56
2CV - AZU - AKS - DYANE - ACADIANE - AMI8	
AMI SUPER - MEHARI - LN-LNA - VISA - AXEL	57
GS-GSA	58
CX	59
C35	62



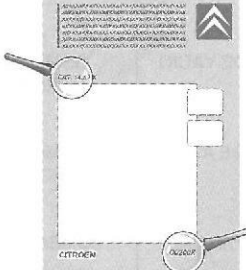
63



**FICHE QUALITE DES EDITIONS CATALOGUE PIECES AUTO
 AMENDMENT REQUEST QUALITY FORM PARTS CATALOGUE
 FICHA CALIDAD DE LAS EDICIONES CATALOGOS PIEZAS AUTO
 FICHA QUALIDADE EDIÇÕES CATÁLOGOS PEÇAS AUTO
 QUALITÄTS-DATENBLATT KATALOGAUSGABEN KFZ-TEILE
 SCHEDA QUALITÀ DELLE EDIZIONI CATALOGHI PEZZI AUTO
 KWALITEITSFICHE ONDERDELENCATALOGUS**

EXPEDITEUR / SENDER	DESTINATAIRE / RECIPIENT
SOCIETE / COMPANY :	CITROËN / DSPC / MKSP
NOM / NAME :	NOM / NAME : Didier PAPILLAUD
 _____	 01.58.79.73.95
 _____	 didier.papillaud@mpsa.com
 _____	

N° CAT 14. _____




_____ / 200 _____

ANOMALIE / CORRECTION / ANOMALIA / ANOMALIA / ANOMALIEN / ANOMALIA / FOUNT



SUGGESTION / SUGGESTION / SUGERENCIA / SUGESTÃO / VORSCHLÄGE / SUGGERIMENTO / SUGGESTIE

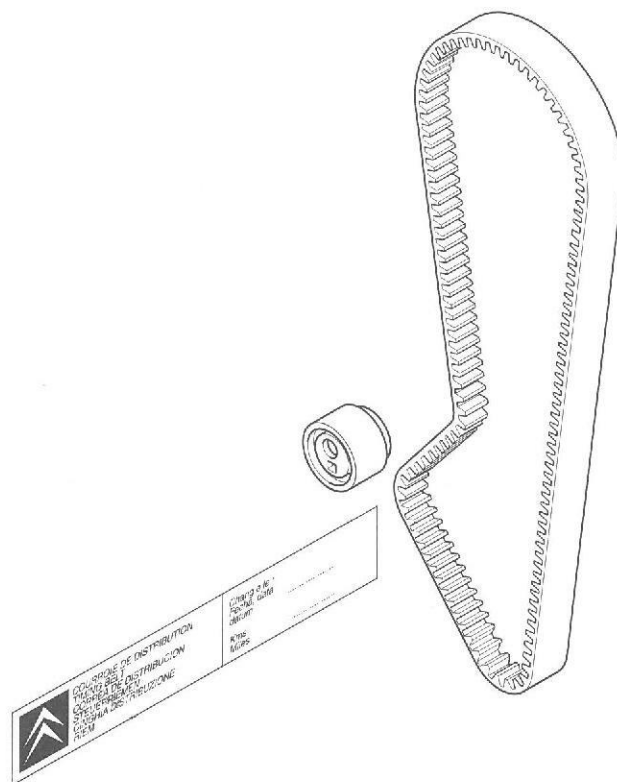




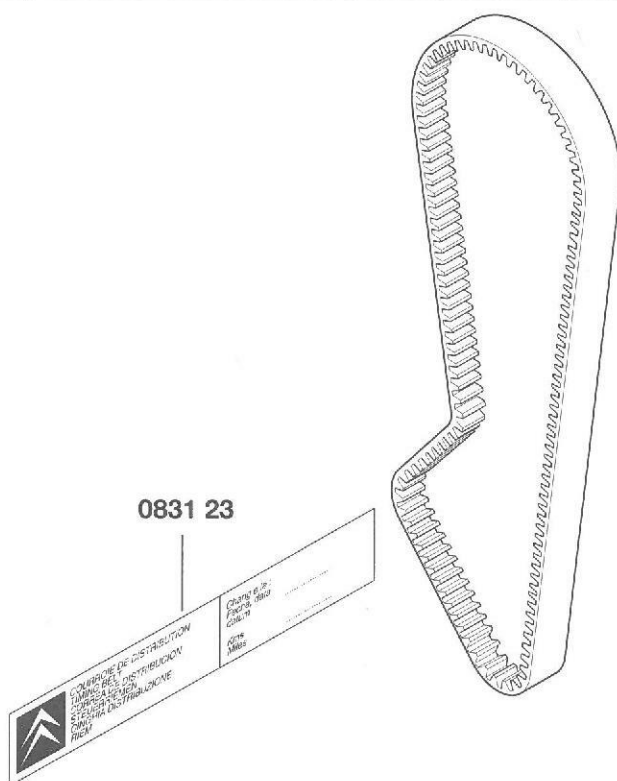
VOCABULAIRE
GLOSSARY - VOCABULARIO - VOCABULÁRIO
FACHBEGRIFFE - GLOSSARIO - WOORDENLYST

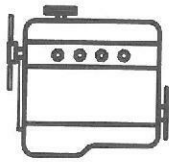
(F)	(GB)	(E)	(P)	(D)	(I)	(NL)
D: DENTS	TOOTH	DIENTES	DENTES	ZÄHNE	DENTI	TANDEN
L: LONGUEUR	LENGTH	LONGITUD	COMPRIMENTO	LÄNGE	LUNGHEZZA	LENGTE
AL: ALTERNATEUR	ALTERNATOR	ALTERNADOR	ALTERNADOR	LICHTMASCHINE	ALTERNATORE	WISSTR DYNAMO
PHP: POMPE HAUTE PRESSION	HIGH PRESSURE PUMP	BOMBA ALTA PRESION	BOMBA ALTA PRESSÃO	HOCHDRUCKPUMPE	POMPA ALTA PRESSIONE	HOGEDRUKPOMP
PDA: POMPE DIRECTION ASSISTEE	POWER STEERING PUMP	BOMBA DE DIRECCION ASISTIDA	BOMBA DE DIRECÇÃO	LENKUNGSUNTERSTUETZPUMPE	POMPA SERVOSTERZO	STUURBEKR POMP
PV: POMPE A VIDE	VACUUM PUMP	BOMBA DE VACIO	BOMBA DE VÁCUO	VAKUUMPUMPE	POMPA VUOTO	VACUUMPOMP
PE: POMPE A EAU	WATER PUMP	BOMBA DE AGUA	BOMBA DE ÁGUA	WASSERPUMPE	POMPA ACQUA	WATERPOMP
POMPE A AIR	AIR PUMP	BOMBA DE AIRE	BOMBA DE AR	LUFTPUMPE	POMPA AD ARIA	LUCHTPOMP
POMPE INJECTION	INJECTION PUMP	BOMBA DE INYECCION	BOMBA INJECCÃO	EINSPRITZPUMPE	POMPA INIEZIONE	INJECTIEPOMP
POMPE A AIR ANTIPOLLUTION	POLLUTION CONTROL AIR PUMP	BOMBA DE AIRE ANTIPOLUCION	BOMBA DE AR ANTI-POLUIÇÃO	ABGASLUFTPUMPE	POMPA ARIA ANTINQUINAMENTO	LUCHTPOMP
 REFRI	AIR CONDITIONING	AIRE ACONDICIONARD	REFRI	EINFACHE KLIMA	REFRIGERAZIONE	AIRCO

KIT DE COURROIE DE DISTRIBUTION
TIMING BELT AND ROLLER TENSIONER KIT - KIT DE CORREA DISTRIBUCION
KIT DE CORREIA DE DISTRIBUIÇÃO - SATZ STEUERRIEMEN
KIT CINGHIA DISTRIBUZIONE - SET DISTRIBUTIERIEMEN



COURROIE CRANTEE DISTRIBUTION
TIMING BELT - CORREA DE DISTRIBUCION
CORREIA DENTADA DISTRIBUIÇÃO - STEUERZAHNRIEMEN
CINGHIA DISTRIBUZIONE DENTATA - RIEM



CITROËN AX**D****N°****N°****Essence - Petrol - Gazolina - Gasolina - Benzin - Benzina - Benzine**

(TU9 - TU1 - TU2.4)
Ess 1 L - 1,1 L - Sport

104

0816 56

0831 13

(TU3 - TU3M - TU3S)
Ess 1,4 L - 1,4 L GT
Carter cylindre aluminium

108

0816 44

0831 14

(TU3F - TU3FM - TU3FJ)
Ess 1,4 L
Carter cylindre fonte

101

0816 55

0831 28

Diesel - Gasoleo

(TUD3)
DI 1,4 L

143

0816 64

0831 45

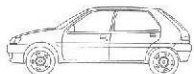
(TUD5)
DI 1,5 L

136

0816 72

0831 47

CARTER CYLINDRE ALUMINIUM : CYLINDER BLOCK ALUMINIUM - BLOQUE CILINDRO ALUMINIO - CARTER CILINDRO ALUM - ZYLINDERBLOCK ALUMINIUM - CARTER CILINDRO ALUMINIO - MOTORCARTER ALUMINIUM
CARTER CYLINDRE FONTE : CYLINDER BLOCK CASTIRON - BLOQUE CILINDRO FUNDICION - CARTER CILINDRO DE FERRO - ZYLINDERBLOCK GUSS - CARTER CILINDRO GHISA - MOTORCARTER GIETIJZER



CITROËN SAXO



D

N°

N°

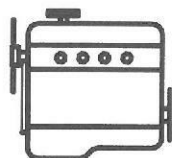
Essence - Petrol - Gazolina - Gasolina - Benzin - Benzina - Benzine

(TU9M - TU1M) Ess 1 L - 1,1 L (TU1JP) Ess 1,1 L → M 3762433	104	0816 56	0831 13
(TU1JP) Ess 1,1 L M 3762434 →	100	0816 F0	0831 85
(TU3JP) Ess 1,4 L Sauf Depol L4 - Sauf Depol K	108	0816 44	0831 14
(TU3JP) → M 3666765 Ess 1,4 L Depol L4 - Depol K	108	0816 44	0831 14
(TU3JP) M 3666766 → Ess 1,4 L Depol L4 - Depol K	104	0816 F2	0831 87
(TU5JP) Ess 1,6 L Sauf 16S	101	0816 55	0831 28
(TU5J4) Ess 1,6 L 16S	134	0816 85	0816 85 (+) 0829 49 (+) 0830 20

Diesel - Gasoleo

(TUD5) DI 1,5 L	136	0816 72	0831 47
(TUD5B) DI 1,5 L	136	0816 72	0831 77

SAUF DEPOL L4 : EXCEPT DEPOL L4 - SALVO ANTIPOLUCION L4 - SEM DESPOLUIÇÃO L4 - AUSSER ABGASNORM L4 - SALVO DEPOL L4 - BEHALVE MILIEUNORM L4
 DEPOL L4 : DEPOL L4 - ANTIPOLUCION L4 - DESPOLUIÇÃO L4 - ABGASNORM L4 - DEPOL L4 - MILIEUNORM L4
 SAUF DEPOL K : EXCEPT DEPOL K - SALVO ANTIPOLUCION K - SEM DESPOLUIÇÃO K - AUSSER ABGASNORM K - SALVO DEPOL K - BEHALVE MILIEUNORM K
 DEPOL K : DEPOL K - ANTIPOLUCION K - DESPOLUIÇÃO K - ABGASNORM K - DEPOL K - MILIEUNORM K

CITROËN C3**D****N°****N°****Essence - Petrol - Gazolina - Gasolina - Benzin - Benzina - Benzine****(TU1JP)**
Ess 1,1 L

100

0816 F0**0831 85****(TU3JP)**
Ess 1,4 L

104

0816 F2**0831 87****(TU5JP4)**
Ess 1,6 L 16 S

134

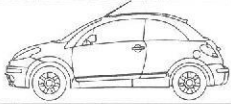
0816 E0**0816 E0 (+)**
0829 82 (+)
0830 20 (+)
→ M 1806404**0816 E0 (+)**
0829 A0 (+)
0829 A1 (+)
M 1806405 →**Diesel - Gasoleo****(DV4TD)**
DI Turbo 1,4 L HDi

144

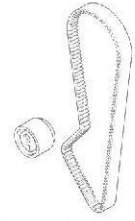
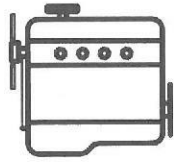
0816 E7**0831 81****(DV4TED4)**
DI Turbo 1,4 L 16 S HDi

-

0816 F7**0816 F7 (+)**
0829 88 (+)
0830 48



CITROËN C3 PLURIEL



D

N°

N°

Essence - Petrol - Gazolina - Gasolina - Benzin - Benzina - Benzine

(TU3JP)
Ess 1,4 L

104

0816 F2

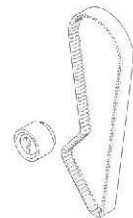
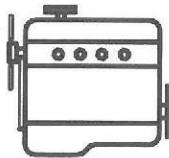
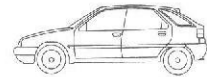
0831 87

(TU5JP4)
Ess 1,6 L 16 S

134

0816 E0

0816 E0 (+)
0829 A0 (+)
0829 A1

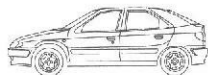
CITROËN ZX**D****N°****N°****Essence - Petrol - Gazolina - Gasolina - Benzin - Benzina - Benzine**

(TU1 - TU1M) Ess 1,1 L	104	0816 56	0831 13
(TU3.2 - TU3M - TU3MC - TU3JP) Ess 1,4 L	108	0816 44	0831 14
(TU3.2 - TU5JP) Ess 1,4 L Carter cylindre fonte - 1,6 L	101	0816 55	0831 28
(XU5M - XU9JA - XU9JAZ) Ess 1,6 L - 1,9 L	113	0816 67 → 01/92	0831 16 → 01/92
	114	0816 71 01/92 →	0831 17 01/92 →
(XU5JP - XU7JP - XU10J2) Ess 1,6 L - 1,8 L - 2 L	114	0816 71	0831 17
(XU7JP4) Ess 1,8 L 16S	136	0816 98	0831 56
(XU10J4RS) Ess 2 L 16S	136	0816 98	0831 49
(XU10J4) Ess 2 L 16S	134	0816 65	0831 29

Diesel - Gasoleo

(TUD3) DI 1,4 L	143	0816 64	0831 45
(TUD5) DI 1,5 L	136	0816 72	0831 47
(XUD7 - XUD9) DI 1,8 L - 1,9 L	136	0816 58	0831 20 → 01/94
			0831 31 01/94 →

CARTER CYLINDRE FONTE : CYLINDER BLOCK CASTIRON - BLOQUE CILINDRO FUNDICION - CARTER CILINDRO DE FERRO - ZYLINDERBLOCK GUSS - CARTER CILINDRO GHISA - MOTORCARTER GIETIJZER



CITROËN XSARA → 27/08/2000



D

N°

N°

Essence - Petrol - Gazolina - Gasolina - Benzin - Benzina - Benzine

(TU3JP)
Ess 1,4 L

108

0816 44

0831 14

(TU5JP)
Ess 1,6 L

101

0816 55

0831 28

(XU7JP-XU7JB)
Ess 1,8 L

114

0816 71

0831 17

(XU7JP4)
Ess 1,8 L 16S

136

0816 98

0831 56
deo
(1) 6921 91 *

(XU10J4R)
Ess 2 L 16S
(XU10J4RS)
Ess 2 L 16S → 04/2000

136

0816 98

0831 49

(XU10J4RS)
Ess 2 L 16S 04/2000 →

137

0816 E2

0831 72

Diesel - Gasoleo

(TUD5)
DI 1,5 L

136

0816 72

0831 47

(XUD7 - XUD9)
DI Atmo 1,8 L - 1,9 L
(XUD9TE - XUD9BSD)
DI Turbo 1,9 L

136

0816 58

0831 31

(DW8)
DI Atmo 1,9 L

140

0816 93

0831 59

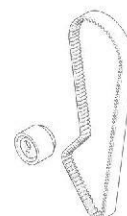
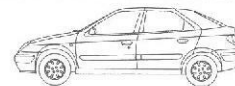
(DW10TD)
DI Turbo 2 L HDi

141

0816 A9

0831 41
RP 0831 83

* POUR LA FIXATION DU GALET ENROULEUR : FOR FIXING THE ROLLER - PARA LA FIJACION DEL RODILLO TENSOR - PARA FIÇAO DO TENSOR ENROLADOR - ZUR BEFESTIGUNG DER GURTROLLE - PER IL FISSAGGIO DEL RULLO AVVOLGIBILE - VOOR BEVESTIGING VAN SPANROL IN ROLRICHTING

CITROËN XSARA 28/08/2000 →


D

N°

N°

Essence - Petrol - Gazolina - Gasolina - Benzin - Benzina - Benzine

 (TU3JP)
 Ess 1,4 L → M 3666765

108

0816 44

0831 14

 (TU3JP)
 Ess 1,4 L M 3666766 →

104

0816 F2

0831 87

 (TU5JP4)
 Ess 1,6 L 16 S

134

0816 E0

 0816 E0 (+)
 0829 82 (+)
 0830 20 (+)
 → M 1806404

 0816 E0 (+)
 0829 A0 (+)
 0829 A1 (+)
 M 1806405 →

 (EW10J4)
 Ess 2 L 16 S

153

 0816 A1
 RP 0816 F4
 (+) 0829 96
 → 06/2001

 0831 66
 RP 0831 89
 → 06/2001

153

 0816 F4
 06/2001 →

 0831 89
 06/2001 →

 (XU10J4RS)
 Ess 2 16 S

137

0816 E2

0831 72

Diesel - Gasoleo

 (DV4TD)
 DI Turbo 1,4 L

144

0816 E7

0831 81

 (DW8B)
 DI Atmo 1,9 L

140

0816 93

0831 59

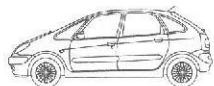
 (DW10TD)
 DI Turbo 2 L HDi

141

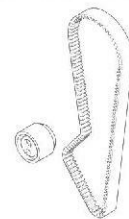
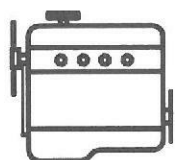
0816 A9

 0831 41
 RP 0831 83
 → 10/2000

 0831 79
 10/2000 →



CITROËN XSARA PICASSO



D

N°

N°

Essence - Petrol - Gazolina - Gasolina - Benzin - Benzina - Benzine

(TU5JP)
Ess 1,6 L

101

0816 55

0831 28

(EW7J4 - EW10J4)
Ess 1,8 L 16 S - 2 L 16 S

153

0816 A1
RP 0816 F4
(+) 0829 96
→ 06/2001

0831 66
RP 0831 89
→ 06/2001

153

0816 F4
06/2001 →

0831 89
06/2001 →

Diesel - Gasoleo

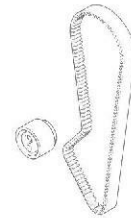
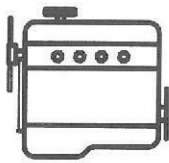
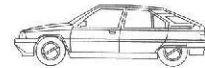
(DW10TD)
DI Turbo 2 L HDi

141

0816 A9

0831 41
RP 0831 83
→ 10/2000

0831 79
10/2000 →

CITROËN BX**D****N°****N°****Essence - Petrol - Gazolina - Gasolina - Benzin - Benzina - Benzine**

(TU1) - (I), (GR)
Ess 1,1 L 05/88 →

104

0816 56**0831 13**

(TU3 - TU3M)
Ess 1,4 L 05/88 →
Carter cylindre aluminium

108

0816 44**0831 14**

(TU3F - TU3FM)
Ess 1,4 L 01/92 →
Carter cylindre fonte

101

0816 55**0831 28**

(XU5 - XU9) Sauf **XU9J4**
Ess 1,6 L - 1,9 L

113

0816 67
→ 01/92**0831 16**

114

0816 71
01/92 →**0831 17**

(XU9J4)
GTI 16S

133

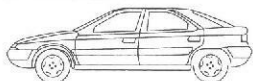
0816 40**0831 18****Diesel - Gasoleo**

(XUD7 - XUD9)
DI Atmo 1,8 L - 1,9 L
(XUD7TE)
DI Turbo 1,8 L

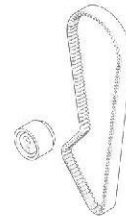
136

0816 58**0831 20**

CARTER CYLINDRE ALUMINIUM : CYLINDER BLOCK ALUMINIUM - BLOQUE CILINDRO ALUMINIO - CARTER CILINDRO ALUM - ZYLINDERBLOCK ALUMINIUM - CARTER CILINDRO ALUMINIO - MOTORCARTER ALUMINIUM
CARTER CYLINDRE FONTE : CYLINDER BLOCK CASTIRON - BLOQUE CILINDRO FUNDICION - CARTER CILINDRO DE FERRO - ZYLINDERBLOCK GUSS - CARTER CILINDRO GHISA - MOTORCARTER GIETIJZER



CITROËN XANTIA



D

N°

N°

Essence - Petrol - Gazolina - Gasolina - Benzin - Benzina - Benzine

(XU5JP-XU7JP-XU7JB-XU10J2-XU10J2TE)
Ess 1,6 L - 1,8 L - 2 L - 2 L Turbo

114

0816 71

0831 17

(XU7JP4)
Ess 1,8 L 16S Depol CEE 95

136

0816 98

0831 56
deo
(1) 6921 91 *

(XU7JP4)
Ess 1,8 L 16S Depol CEE 2000

136

0816 98

0831 49
deo
(1) 6921 91 *
→ 01/2000

0831 68
deo
(1) 6921 91 *
01/2000 →

(XU10J4R)
Ess 2 L 16S

136

0816 98

0831 49

(XU10J4)
Ess 2 L 16S

134

0816 65

0831 29

(ES9J4)
Ess V6 3 L

259

0816 A0

-

Diesel - Gasoleo

(XUD9)
DI Atmo 1,9 L
(XUD9TE - XUD9SD)
DI Turbo 1,9 L

136

0816 58

0831 20
→ 01/94

0831 31
01/94 →

(XUD11BTE)
DI Turbo 2,1 L

149

0816 54

0831 53

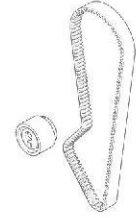
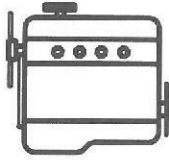
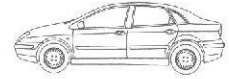
(DW10)
DI Turbo 2 L HDi

141

0816 A9

0831 41
RP 0831 83

DEPOL CEE 95 : DEPOL CEE 95 - ANTIPOLUCION CEE 95 - DESPOLUICAO CEE 95 - ABGASNORM CEE 95 - DEPOL CEE 95 - MILIEUNORM CEE 95
DEPOL CEE 2000 : DEPOL CEE 2000 - ANTIPOLUCION CEE 2000 - DESPOLUICAO CEE 2000 - ABGASNORM CEE 2000 - DEPOL CEE 2000 - MILIEUNORM CEE 2000
* POUR LA FIXATION DU GALET ENROULEUR : FOR FIXING THE ROLLER - PARA LA FIJACION DEL RODILLO TENSOR - PARA FIÇAO DO TENSOR ENROLADOR - ZUR BEFESTIGUNG DER GURTROLLE - PER IL FISSAGGIO DEL RULLO AVVOLGIBILE - VOOR BEVESTIGING VAN SPANROL IN ROLRICHTING

CITROËN C5**D****N°****N°****Essence - Petrol - Gazolina - Gasolina - Benzin - Benzina - Benzine**

(EW7J4 - EW10J4)
Ess 1,8 L 16 S - 2 L 16 S

153

0816 A1
RP 0816 F4
(+) 0829 96
→ 06/2001

0831 66
RP 0831 89
→ 06/2001

153

0816 F4
06/2001 →

0831 89
06/2001 →

(EW10D)
Ess 2 L

143

0816 C8**0831 70**

(ES9J4S)
Ess 3 L V6

259

0816 A0

-

Diesel - Gasoleo

(DW10)
DI Turbo 2 L HDi

141

0816 A9

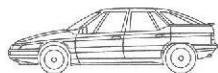
0831 41
RP 0831 83
→ 10/2000

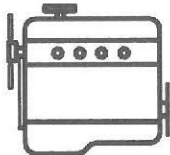

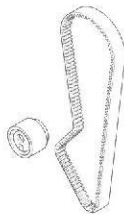
0831 79
10/2000 →

(DW12TED4)
DI Turbo 2,2 L 16 S HDi

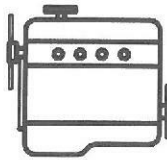
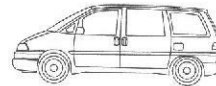
146

0816 A6**0831 61**


CITROËN XM

			
	D	N°	N°
Essence - Petrol - Gazolina - Gasolina - Benzin - Benzina - Benzine			
(XU102C - XU10M - XU10J2) Ess 2 L → 07/94	114	0816 71	0831 19
(XU10J2) Ess 2 L 07/94 → (XU10J2TE) Ess 2 L Turbo			0831 17
(XU10J4R) Ess 2 L 16S	136	0816 98	0831 49
(ES9J4) Ess V6 3 L	259	0816 A0	-
Diesel - Gasoleo			
(XUD11A) DI Atmo 2,1 L	144	0816 53	0831 51
(XUD11ATE - XUD11BTE) DI Turbo 2,1 L	149	0816 54	0831 53
(DK5ATE) DI Turbo 2,5 L	141	0816 68 deo (1) 0516 51	0831 37 deo (1) 0516 51

CITROËN EVASION



D

N°

N°

Essence - Petrol - Gazolina - Gasolina - Benzin - Benzina - Benzine

(XU7JP - XU10J2 - XU10J2TE)
Ess 1,8 L - 2 L - 2 L Turbo

114

0816 71

0831 17

(XU10J4R)
Ess 2 L 16S

136

0816 98

0831 49

(EW10J4)
Ess 2 L 16 S

153

0816 A1
RP 0816 F4
(+) 0829 96
→ 06/2001

0831 66
RP 0831 89
→ 06/2001

153

0816 F4
06/2001 →

0831 89
06/2001 →

Diesel - Gasoleo

(XUD9TE)
DI Turbo 1,9 L

136

0816 58

0831 31

(XUD11BTE)
DI Turbo 2,1 L

149

0816 54

0831 53

(DW10ATED)
DI Turbo 2 L HDi

141

0816 A9

0831 41
RP 0831 83
→ 04/2000

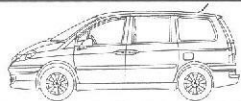
0831 79
04/2000 →

(DW10ATED4)
DI Turbo 2 L 16 S HDi

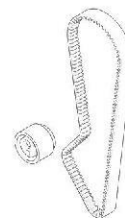
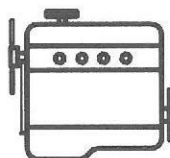
144

0816 E4

0831 74



CITROËN C8



D

N°

N°

Essence - Petrol - Gazolina - Gasolina - Benzin - Benzina - Benzine

(EW10J4)
Ess 2 L 16 S
(EW12J4)
Ess 2,2 L 16 S

153

0816 F4

0831 89

(ES9J4S)
Ess 3 L V6

259

0816 A0

-

Diesel - Gasoleo

(DW10ATED4)
DI Turbo 2 L 16 S HDi

144

0816 E4

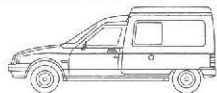
0831 74

(DW12TED4)
DI Turbo 2,2 L 16 S HDi

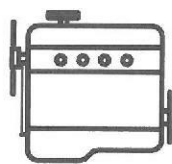
164

0816 A6

0831 61



CITROËN C15



D


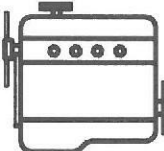

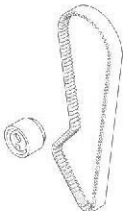
N°

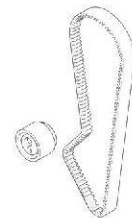
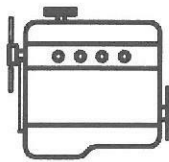
N°

Essence - Petrol - Gazolina - Gasolina - Benzin - Benzina - Benzine

(TU9 - TU1) Ess 1 L - 1,1 L		104	0816 56	0831 13
(TU3) Ess 1,4 L	Carter cylindre aluminium	108	0816 44	0831 14
	Carter cylindre fonte	101	0816 55	0831 28
Diesel - Gasoleo				
(XUD7) DI 1,8 L → 01/94		136	0816 58	0831 20
(XUD7) DI 1,8 L 01/94 →				0831 31
(DW8B) DI 1,9 L		140	0816 93	0831 59

CARTER CYLINDRE ALUMINIUM : CYLINDER BLOCK ALUMINIUM - BLOQUE CILINDRO ALUMINIO - CARTER CILINDRO ALUM - ZYLINDERBLOCK ALUMINIUM - CARTER CILINDRO ALUMINIO - MOTORCARTER ALUMINIUM
CARTER CYLINDRE FONTE : CYLINDER BLOCK CASTIRON - BLOQUE CILINDRO FUNDICION - CARTER CILINDRO DE FERRO - ZYLINDERBLOCK GUSS - CARTER CILINDRO GHISA - MOTORCARTER GIETIJZER

CITROËN BERLINGO I (VP-VU)				
				
	D	N°	N°	
Essence - Petrol - Gazolina - Gasolina - Benzin - Benzina - Benzine				
(TU1M) Ess 1,1 L (TU1JP) Ess 1,1 L → M 3762433	104	0816 56	0831 13	
(TU1JP) Ess 1,1 L M 3762434 →	100	0816 F0	0831 85	
(TU3.2) Ess 1,4L (TU3JP) Ess 1,4 L Sauf Depol L4 - Sauf Depol W4	108	0816 44	0831 14	
(TU3JP) → M 3666765 Ess 1,4 L Depol L4 - Depol W4	108	0816 44	0831 14	
(TU3JP) M3666766 → Ess 1,4 L Depol L4 - Depol W4	104	0816 F2	0831 87	
(TU5JP4) Ess 1,6 L 16 S	134	0816 E0	0816 E0 (+) 0829 82 (+) 0830 20	
(XU7JB) Ess 1,8 L	114	0816 71	0831 17	
Diesel - Gasoleo				
(XUD7 - XUD9) DI 1,8 L - 1,9 L	136	0816 58	0831 31	
(DW8 - DW8B) DI 1,9 L	140	0816 93	0831 59	
(DW10TD) DI Turbo 2 L HDi	141	0816 A9	0831 41 RP 0831 83 → 10/2000	
			0831 79 10/2000 →	
<small>SAUF DEPOL L4 : EXCEPT DEPOL L4 - SALVO ANTIPOLUCION L4 - SEM DESPOLUIÇÃO L4 - AUSSER ABGASNORM L4 - SALVO DEPOL L4 - BEHALVE MILIEUNORM L4 DEPOL L4 : DEPOL L4 - ANTIPOLUCION L4 - DESPOLUIÇÃO L4 - ABGASNORM L4 - DEPOL L4 - MILIEUNORM L4 SAUF DEPOL W4 : EXCEPT DEPOL W4 - SALVO ANTIPOLUCION W4 - SEM DESPOLUIÇÃO W4 - AUSSER ABGASNORM W4 - SALVO DEPOL W4 - BEHALVE MILIEUNORM W4 DEPOL W4 : DEPOL L4 - ANTIPOLUCION W4 - DESPOLUIÇÃO W4 - ABGASNORM W4 - DEPOL W4 - MILIEUNORM W4</small>				

CITROËN BERLINGO II
(VP-VU)
**D****N°****N°**
Essence - Petrol - Gazolina - Gasolina - Benzin - Benzina - Benzine
(TU1JP)
Ess 1,1 L

100

0816 F0**0831 85**
(TU3JP)
Ess 1,4 L

104

0816 F2**0831 87**
(TU5JP4)
Ess 1,6 L 16 S

134

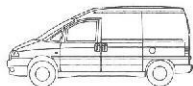
0816 E0
0816 E0 (+)
0829 82 (+)
0830 20 (+)
→ M 1806404
0816 E0 (+)
0829 A0 (+)
0829 A1 (+)
M 1806405 →
Diesel - Gasoleo
(DW8B)
DI 1,9 L

140

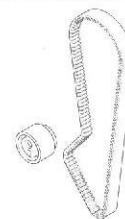
0816 93**0831 59**
(DW10TD)
DI Turbo 2 L HDi

141

0816 A9**0831 79**



CITROËN JUMPY



D

N°

N°

Essence - Petrol - Gazolina - Gasolina - Benzin - Benzina - Benzine

(1580SPI)
Ess 1,6 L

-

0816 79

-

(EW10J4)
Ess 2 L 16 S

153

0816 A1
RP 0816 F4
(+) 0829 96
→ 06/2001

0831 66
RP 0831 89
→ 06/2001

153

0816 F4
06/2001 →

0831 89
06/2001 →

Diesel - Gasoleo

(XUD9)
DI Atmo 1,9 L
(XUD9TE)
DI Turbo 1,9 L

136

0816 58

0831 31

(DW8 - DW8B)
DI 1,8 L

140

0816 93

0831 59

(DW10ATED - DW10BTED - DW10CTED)
DI Turbo 2 L HDi

141

0816 A9

0831 41
RP 0831 83
→ 04/2000

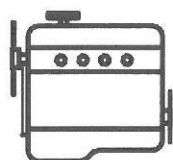
0831 79
04/2000 →

(DW10ATED4)
DI Turbo 2 L 16 S HDi

144

0816 E4

0831 74

CITROËN JUMPER → 02/2002**D****N°****N°****Essence - Petrol - Gazolina - Gasolina - Benzin - Benzina - Benzine****(XU10J2)
Ess 2 L**

114

0816 69

0831 35

Diesel - Gasoleo**(XUD9)
DI Atmo 1,9 L
(XUD9TE)
DI Turbo 1,9 L**

136

0816 58

0831 31

**(DW10TD)
DI Turbo 2 L HDi**

141

0816 A9

0831 83

**(DJ5)
DI Atmo 2,5 L
(DJ5T)
DI Turbo 2,5 L**

141

0816 68

0831 37

**(DJ5TED)
DI Turbo 2,5 L**

147

0816 C1

0831 64

**(SOFIM 2800)
DI 2,8 L**

153

0816 A3

-

**(SOFIM 2800)
DI Turbo 2,8 L**

-

0816 A4

-

**(SOFIM 2800)
DI Turbo 2,8 L HDi**

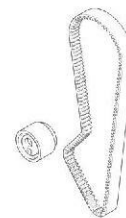
-

0816 E5

-



CITROËN JUMPER 02/2002 →



D

N°

N°

Essence - Petrol - Gazolina - Gasolina - Benzin - Benzina - Benzine

(XU10J2)
Ess 2 L

114

0816 69

0831 35

Diesel - Gasoleo

(DW10TD)
DI Turbo 2 L HDi

141

0816 A9

0831 83

(DW12TED)
DI Turbo 2,2 L HDi

143

0816 G1

0831 91

(SOFIM 2800)
DI Turbo 2,8 L

154

0816 A4

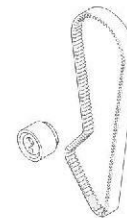
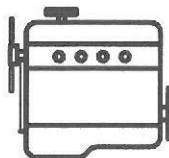
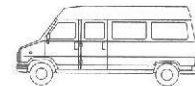
-

(SOFIM 2800)
DI Turbo 2,8 L HDi

152

0816 E5

-

CITROËN C25**D****N°****N°****Diesel - Gasoleo****(XUD9)****DI 1,9 L Sauf (XT)**

136

0816 58**0831 20****(XUD9)****DI 1,9 L (XT)**

118

0816 63

-

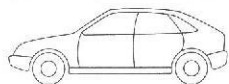
(CRD)**DI 2,5 L**

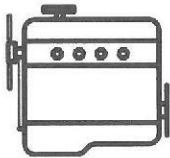

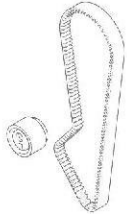
118

0816 33**0831 12**

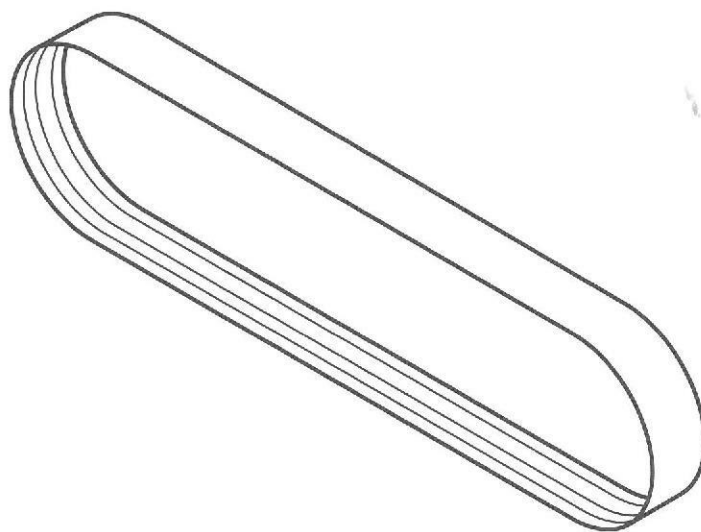
62

0816 34

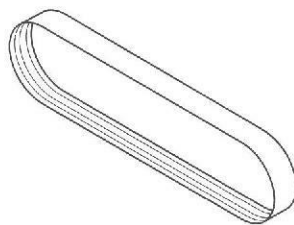
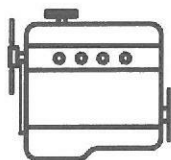
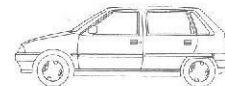

**VISA - AXEL - GS-GSA
AMI SUPER - CX**

				
				D
Visa GTI		113	0816 67	-
Visa DI		136	0816 58	-
Axel		-	75 527 445	-
GS - GSA		-	GX 01 453 01A NFP → 07/77	-
		-	75 527 445 07/77 →	-
Ami Super		-	GX 01 453 01A NFP	-
CX Ess 2 L		-	0816 16 → 10/83	-
		-	0816 31 10/83 →	-
CX Ess 2,2 L		-	0816 32	-
CX DI Atmo 2,5 L CX DI Turbo 2,5 L		-	0816 33	-

COURROIE D'EQUIPEMENT
ORIGINAL EQUIPMENT BELTS - CORREA DE EQUIPAMIENTO
CORREIA DE EQUIPAMENTO - KEILRIEMEN (FÜR NEBENAGGREGATE)
CINGHIA EQUIPAGGIAMENTO - RIEM VOOR ACCESSOIRIE



CITROËN AX



L

N°

Essence - Petrol - Gazolina - Gasolina - Benzin - Benzina - Benzine

AL



710

5750 F6

(TU9 - TU1 - TU3 - TU2.4)

Ess 1 L - 1,1 L - 1,4 L - Sport

AL +

K4 1020

91 536 227
→ 04/91

K5 1020

6453 AE
04/91 →

Diesel - Gasoleo

(TUD3)
DI 1,4 L

AL



700

5750 F5

K5 690

5750 D8

(TUD5 - TUD5B)
DI 1,5 L

AL

K5 775

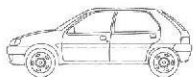
5750 K3
Direction non assistée *

K5 960

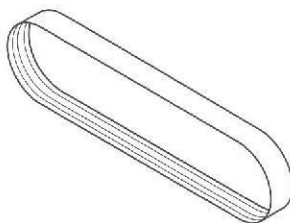
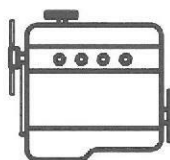
5750 K5
Direction assistée **

* DIRECTION NON ASSISTEE : WITHOUT POWER STEERING - DIRECCION NO ASISTIDA - DIRECÇÃO NÃO ASSISTIDA - MECHANISCHE LENKUNG - SENZA SERVOSTERZO - ZONDER STUURBEKRACHTIGING

** DIRECTION ASSISTEE : POWER STEERING SINCE - DIRECCION ASISTIDA - DIRECÇÃO ASSISTIDA - SERVO-LENKUNG - SERVOSTERZO - STUURBEKRACHTIGING






CITROËN SAXO




L

N°

Essence - Petrol - Gazolina - Gasolina - Benzin - Benzina - Benzine

(TU9M - TU1M+ - TU3JP) Ess 1 L - 1,1 L - 1,4 L	AL	 710	5750 F6
(TU1M+ - TU3JP - TU5JP) Ess 1,1 L - 1,4 L - 1,6 L	AL	K5 720	5750 P6
	AL + 	K5 1020	6453 AE
(TU5J4) Ess 1,6 L 16S	AL	K5 780	5750 W9
	AL + 	K5 1050	5750 Q2

Diesel - Gasoleo

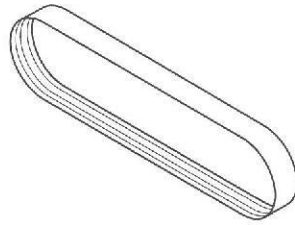
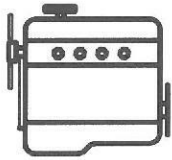
(TUD5 - TUD5B) DI 1,5 L	AL	K5 775	5750 K3 Poulie Ø 59,4 Direction non assistée *
		K5 780	5750 W9 Poulie Ø 66 Direction non assistée *
		K5 960	5750 K5 Direction assistée **
		K5 1030	6453 CY

POULIE : PULLEY - POLEA - ROLDANA - RIEMENSCHIEBE - PULEGGIA - POUIJE

* DIRECTION NON ASSISTEE : WITHOUT POWER STEERING - DIRECCION NO ASISTIDA - DIRECÇÃO NÃO ASSISTIDA - MECHANISCHE LENKUNG - SENZA SERVOSTERZO - ZONDER STUURBEKRACHTIGING

** DIRECTION ASSISTEE : POWER STEERING SINCE - DIRECCION ASISTIDA - DIRECÇÃO ASSISTIDA - SERVO-LENKUNG - SERVOSTERZO - STUURBEKRACHTIGING

CITROËN C3



L

N°

Essence - Petrol - Gazolina - Gasolina - Benzin - Benzina - Benzine

(TU1JP - TU3JP)
Ess 1,1 L - 1,4 L
 (TU5JP4)
Ess 1,6 L 16 S

AL

K6 728

5750 GC

(TU1JP - TU3JP)
Ess 1,1 L - 1,4 L
 (TU5JP4)
Ess 1,6 L 16 S

AL + ❄️

K6 1125

5750 GE

Diesel - Gasoleo

(DV4TD)
Di Turbo 1,4 L HDi
 (DV4TED4)
Di Turbo 1,4 L 16 S

AL

K6 802

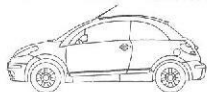
5750 FT

(DV4TD)
Di Turbo 1,4 L HDi
 (DV4TED4)
Di Turbo 1,4 L 16 S

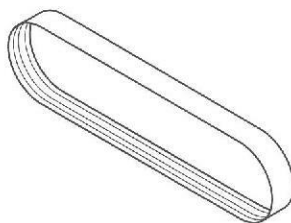
AL + ❄️

K6 976

5750 FW



CITROËN C3 PLURIEL



L

N°

Essence - Petrol - Gazolina - Gasolina - Benzin - Benzina - Benzine

(TU3JP - TU5JP4)
Ess 1,4 L - 1,6 L 16 S

AL

K6 728

5750 GC

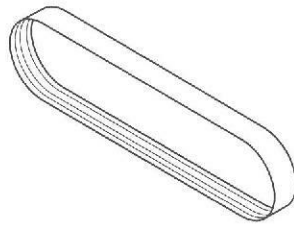
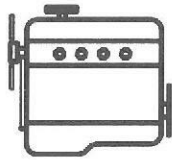
(TU3JP - TU5JP4)
Ess 1,4 L - 1,6 L 16 S

AL + ❄️

K6 1125

5750 GE








CITROËN ZX



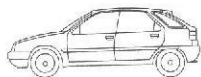
L

N°

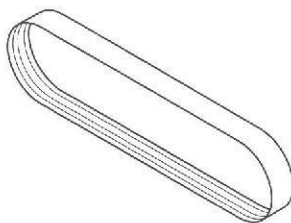
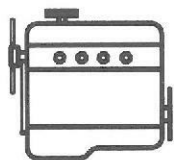
Essence - Petrol - Gazolina - Gasolina - Benzin - Benzina - Benzine

(TU1 - TU3 - TU5JP) Ess 1,1 L - 1,4 L - 1,6 L	AL	 710	5750 F6 Alt cl 5-7
		K4 855 K4 860	5750 Q9 RP 5750 V0 Alt cl 8
(TU1 - TU3 - TU5JP) Ess 1,1 L - 1,4 L - 1,6 L (TU3.2) Ess 1,4 L 07/92 →		K5 805	5750 R1
(TU3.2 - TU3MC - TU3JP) Ess 1,4 L	PDA	K5 881	5750 Q7
(TU3.2) Ess 1,4 L → 06/92		K4 810	5750 G9
(TU3 - TU5JP) Ess 1,4 L - 1,6 L (TU3.2) Ess 1,4 L 07/92 →	PDA + 	K5 1253	5750 R0
(XU5M - XU9JA - XU9JAZ) Ess 1,6 L - 1,9 L	AL	K4 698	5750 G8
	AL + PDA	K4 954	5750 H1
		K4 840	91 536 224
(XU5JP - XU7JP) Ess 1,6 L - 1,8 L	AL	K6 698	5750 H8
(XU5JP - XU7JP - XU7JP4) Ess 1,6 L - 1,8 L - 1,8 L 16S	AL + PDA	K6 1067	5750 K8 Alt cl 7-8
		K6 1076	5750 J3 Alt cl 9
	AL + 	K6 1094	5750 J4
	AL + PDA + 	K6 1660	5750 J7

ALT CL - ALTERNATEUR CLASSE : CLASS ALTERNATOR - ALTERNADOR CLASE - ALTERNADOR CLASSE - LICHTMASCHINE KLASSE - ALTERNATORE CLASSE - DYNAMO KLASSE



CITROËN ZX





L

N°

Essence - Petrol - Gazolina - Gasolina - Benzin - Benzina - Benzine

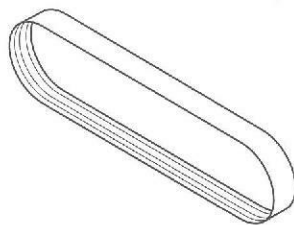
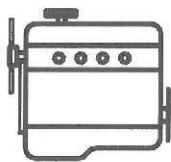
(XU10J2 - XU10J4 - XU10J4RS) Ess 2 L - 2 L 16S	AL + PDA	K6 1067	5750 K8 • Alt cl 7-8
		K6 1076	5750 J3 • Alt cl 9
		K6 1160	5750 M9 ••
(XU10J2 - XU10J4 - XU10J4RS) Ess 2 L - 2 L 16S	AL + PDA + ☼	K6 1660	5750 J7 •
		K6 1603	5750 R2 ••

Diesel - Gasoleo

(TUD3) DI 1,4 L	AL	 700	5750 F5
(TUD5) DI 1,5 L	AL	K5 775	5750 K3
(TUD3 - TUD5) DI 1,4 L - 1,5 L	☼	K5 805	5750 R1
(XUD7 - XUD9) DI 1,7 L - 1,9 L Atmo (XUD9TE) DI 1,9 L Turbo	AL	K6 730	5750 H9
	AL + PDA	K6 1130	5750 J5 → 02/93
		K6 1146	5750 K1 03/93 → 05/95
		K6 1130	5750 J5 05/95 →
	AL + ☼	K6 1170	96 144 511
	AL + PDA + ☼	K6 1700	5750 J8 → 01/95
		K6 1739	5750 R9 01/95 →
PV	 650	4569 18	

• **FIXATION ALTERNATEUR 3 POINTS** : 3 POINT ALTERNATOR FIXTURE - FIJACION ALTERNADOR 3 PUNTOS - FIXAÇÃO ALTERNADOR 3 PONTOS - BEFESTIGUNG LICHTMASCHINE 3 PUNKTE - FISSAGGIO ALTERNATORE 3 PUNTI - DYNAMOBEVESSTIGING 3-PUNTS
 •• **FIXATION ALTERNATEUR 4 POINTS** : 4 POINT ALTERNATOR FIXTURE - FIJACION ALTERNADOR 4 PUNTOS - FIXAÇÃO ALTERNADOR 4 PONTOS - BEFESTIGUNG LICHTMASCHINE 4 PUNKTE - FISSAGGIO ALTERNATORE 4 PUNTI - DYNAMOBEVESSTIGING 4-PUNTS
 ALT CL - ALTERNATEUR CLASSE : CLASS ALTERNATOR - ALTERNADOR CLASE - ALTERNADOR CLASSE - LICHTMASCHINE KLASSE - ALTERNATORE CLASSE - DYNAMO KLASSE





CITROËN XSARA → 27/08/2000



L

N°

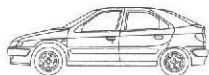
Essence - Petrol - Gazolina - Gasolina - Benzin - Benzina - Benzine

(TU3JP) Ess 1,4 L	AL	 710	5750 F6 1 Pos.
	AL	K4 855 K4 860	5750 Q9 RP 5750 V0 2 Pos.
(TU3JP) Ess 1,4 L	PDA	K5 881	5750 Q7 → 04/98
		K5 829	5750 T4 04/98 →
(TU3JP - TU5JP) Ess 1,4 L - 1,6 L		K5 1253	5750 R0
(TU5JP) Ess 1,6 L	AL	K4 855 K4 860	5750 Q9 RP 5750 V0
	PDA	K5 881	5750 Q7
(XU7JP) Ess 1,8 L	AL + PDA	K6 1067	5750 K8 Alt cl 70-80
(XU7JP - XU7JB - XU7JP4) Ess 1,8 L - 1,8 L 16S	AL + PDA	K6 1076	5750 J3 Alt cl 90
	AL + PDA + 	K6 1660	5750 J7
(XU10J4R - XU10J4RS) Ess 2 L 16S	AL + PDA	K6 1160	5750 M9
	AL + PDA + 	K6 1603	5750 R2

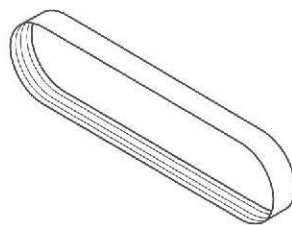
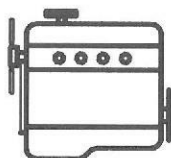
ALT CL - ALTERNATEUR CLASSE : CLASS ALTERNATOR - ALTERNADOR CLASE - ALTERNADOR CLASSE - LICHTMASCHINE KLASSE - ALTERNATORE CLASSE - DYNAMO KLASSE

1 POS - 1e POSSIBILITE : 1ST OPTION - 1ere POSIBILIDAD - 1a POSSIBILIDADE - 1 MÖGLICHKEIT - 1a POSSIBILITA' - 1e MOGELIJKHEID

2 POS - 2eme POSSIBILITE : 2ND OPTION - 2eme POSIBILIDAD - 2a POSSIBILIDADE - 2 MÖGLICHKEIT - 2a POSSIBILITA' - 2e MOGELIJKHEID



CITROËN XSARA → 27/08/2000

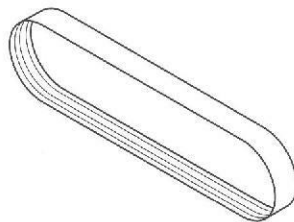
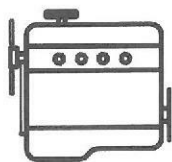
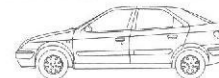


L

N°

Diesel - Gasoleo

(TUD5) DI 1,5 L	AL	K5 960	5750 K5
		K5 1253	5750 R0
(XUD7 - XUD9) DI 1,8 L - 1,9 L Atmo (XUD9BSD) DI 1,9 L Turbo	AL	K6 730	5750 H9
	AL + PDA	K6 1130	5750 J5
	AL + PDA +	K6 1739	5750 R9
(DW8) DI 1,8 L	AL	K6 866	5750 X4
	AL + PDA	K6 1389	5750 X6 RP 5750 GJ → 10/99
	AL + PDA	K6 1437	5750 EY 10/99 →
	AL +	K6 1042	5750 W2
(DW8) DI 1,8 L (DW10TD) DI 2 L Turbo HDi	AL + PDA +	K6 1750	5750 Z7
(DW10TD) DI 2 L Turbo HDi	AL + PDA	K6 1468	5750 EM

CITROËN XSARA 28/08/2000 →


L

N°

Essence - Petrol - Gazolina - Gasolina - Benzin - Benzina - Benzine

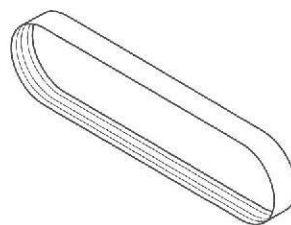
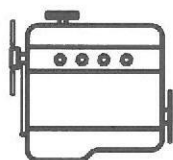
(TU3JP - TU5JP4) Ess 1,4 L - 1,6 L 16 S	AL + PDA	K6 1454	5750 T6 RP 5750 Z1
	AL + PDA + ❄️	K6 1564	5750 Z3 → 12/2001
		K6 1560	5750 GZ 12/2001 →
(EW10J4) Ess 2 L 16 S	AL + PDA	K6 1201 K6 1205	5750 Y2 RP 5750 FJ
	AL + PDA + ❄️	K6 1726	5750 Y3 RP 5750 FC
(XU10J4RS) Ess 2 L 16	AL + PDA + ❄️	K6 1603	5750 R2

Diesel - Gasoleo

(DV4TD) DI Turbo 1,4 L	AL + PDA	K6 1341	5750 KV
	AL + PDA + ❄️	K6 1705	5750 KT
(DW8B) DI Atmo 1,9 L	AL + PDA	K6 1437	5750 EY
	AL + PDA + ❄️	K6 1736	5750 Z5
(DW10TD - DW10ATED) DI Turbo 2 L HDi	AL + PDA	K6 1468	5750 EM
	AL + PDA +	K6 1740	5750 GK



CITROËN XSARA PICASSO



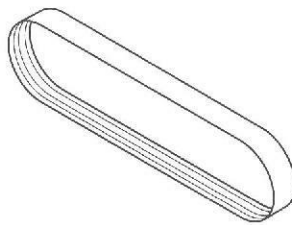
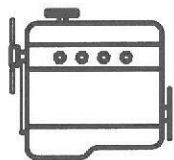
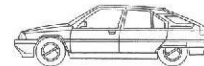
L

N°

Essence - Petrol - Gazolina - Gasolina - Benzin - Benzina - Benzine

(TU5JP) Ess 1,6 L	AL + PDA	K6 1454	5750 Z1
	AL + PDA + ❄️	K6 1564	5750 Z3 → 12/2001
		K6 1560	5750 GZ 12/2001→
(EW7J4 - EW10J4) Ess 1,8 L 16S - 2 L 16 S	AL + PDA	K6 1201 K6 1205	5750 Y2 RP 5750 FJ
	AL + PDA + ❄️	K6 1726	5750 Y3 RP 5750 FC
Diesel - Gasoleo			
(DW10TD) DI 2 L Turbo HDi	AL + PDA	K6 1468	5750 EM
	AL + PDA + ❄️	K6 1740	5750 GK








CITROËN BX

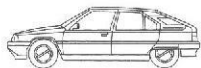


L

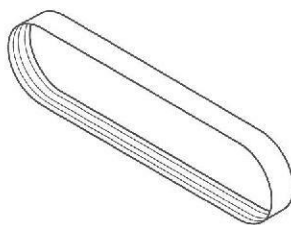
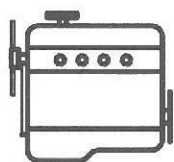
N°

Essence - Petrol - Gazolina - Gasolina - Benzin - Benzina - Benzine

(XW7 - XY7 - TU3) Ess 1,1 L - 1,4 L → 05/88	AL + PE	 910	5750 G2
(TU1 - TU3) Ess 1,1 L - 1,4 L 05/88 →	AL	 800	5750 F9
(XU5 - XU9) Ess 1,6 L - 1,9 L Sauf GTI 16S Sauf 4x4	AL	K4 954	5750 H1
	AL + ❄️	K4 1254	5750 H2
(XU9) Ess 1,9 L - 4x4	AL + ❄️	K4 1275	96 046 630
(XU9J4) Ess GTI 16S	AL	K5 720	91 541 175
	AL + ❄️	K5 1270	96 014 241
(XW7 - XY7 - TU1 - TU3) Ess 1,1 L - 1,4 L	PHP	 775	5200 06 → 05/88
		 710	5750 F6 05/88 →
(XU5 - XU9) Ess 1,6 L - 1,9 L Sauf GTI 16S	PHP	 800	5750 F9
(XU9J4) Ess GTI 16S	PHP	 615	91 536 298 → 06/88
		 650	96 035 624 06/88 →




CITROËN BX



L

N°

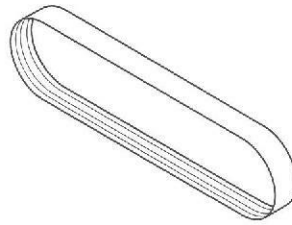
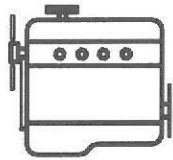
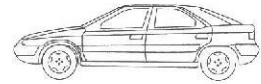
Diesel - Gasoleo

(XUD7 - XUD9) DI 1,8 L Atmo - 1,9 L BVM (Sauf PHP 6+2) *	AL	K4 698	5750 G8
(XUD9) DI 1,9 L BVA (Sauf PHP 6+2) *	AL	K5 715	5750 H4
(XUD7TE) DI 1,8 L Turbo (Sauf PHP 6+2) *	AL	K5 698	5750 H3
(XUD9) DI 1,9 L (PHP 6+2) **	AL	K6 1130	5750 J5
(XUD7 - XUD7TE - XUD9) DI 1,8 L Atmo - 1,8 L Turbo DI 1,9 L Atmo	AL + ❄️	K5 975	93 502 642 NFP → 01/88
		K4 1230	91 541 178 01/88 → 10/88
		K5 1230	91 541 179 10/88 →
(XUD7 - XUD7TE - XUD9) DI 1,8 L Atmo - 1,8 L Turbo DI 1,9 L Atmo (Sauf PHP 6+2) *	PHP	 625	5200 05
(XUD9) DI 1,9 L (PHP 6+2) **	PHP	K6 1130	5750 J5

* SAUF POMPE HYDRAULIQUE HP 6+2 : EXCEPT HIGH PRESSURE HYD PUMP 6+2 - SALVO BOMBA HIDRAULICA HP 6+2 - SALVO BOMBA HIDRÁULICA HP 6+2 - AUSSER HD-PUMPE 6+2 - SALVO POMPA AP 6+2 - BEHALVE HYDR POMP 6+2

** POMPE HYDRAULIQUE HP 6+2 : HIGH PRESSURE HYD PUMP 6+2 - BOMBA HIDRAULICA HP 6+2 - BOMBA HIDRÁULICA HP 6+2 - HD-PUMPE 6+2 - POMPA AP 6+2 - HYDR POMP 6+2

CITROËN XANTIA



L

N°

Essence - Petrol - Gazolina - Gasolina - Benzin - Benzina - Benzine

(XU5JP - XU7JP - XU7JB - XU7JP4)
Ess 1,6 L - 1,8 L - 1,8 L 16S
(XU10J2-XU10J4)
Ess 2 L - 2 L 16S

AL + PHP

K6 1076

5750 J3

AL + PHP + 

K6 1660

5750 J7

(XU10J4R - XU10J2TE)
Ess 2 L 16S - 2 L Turbo

AL + PHP

K6 1200

5750 M0

AL + PHP + 

K6 1648

5750 M2

(ES9J4)
Ess V6 3L

AL + PHP

K6 1496

5750 Q4

AL + PHP + 

K6 1622

5750 T0
Poulie Ø54,4 et 57,5

Diesel - Gasoleo

(XUD9 - XUD9SD - XUD9TE)
DI 1,9 L Atmo - 1,9 L Turbo
(XUD11BTE)
DI 2,1 L Turbo

AL + PHP

K6 1130

5750 J5
→ 06/95

K6 1102

5750 M5
06/95 →

(XUD9 - XUD9TE)
DI 1,9 L Atmo - 1,9 L Turbo

AL + PHP +  (SANDEN)

K6 1700

5750 J8
→ 12/96

(XUD11BTE)
DI 2,1 L Turbo

K6 1726

5750 M7
12/96 →

(XUD9 - XUD9SD - XUD9TE)
DI 1,9 L Atmo - 1,9 L Turbo

K6 1710

5750 P2
→ 12/96

(XUD11BTE)
DI 2,1 L Turbo

AL + PHP +  (HARRISON)

K6 1736

5750 Z5
12/96 →

(DW10ATED)
DI 2 L Turbo HDi

AL + PHP

K6 1454

5750 T6
RP 5750 Z1

(DW10ATED)
DI Turbo 2 L HDi

AL + PHP +  (DELPHI)

K6 1736

5750 Z5

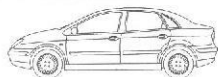
K6 1750

5750 Z7
→ 02/2001

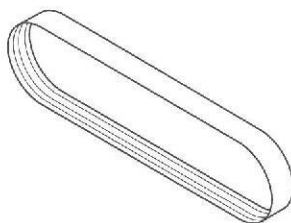
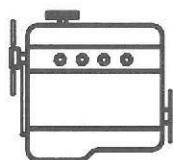
K6 1747

5750 GF
02/2001 →

SANDEN / COMPRESSEUR SANDEN : COMPRESSOR SANDEN - COMPRESOR SANDEN - COMPRESSOR SANDEN - KOMPRESSOR SANDEN - COMPRESSORE SANDEN - AIR-COND POMP SANDEN
HARRISSON / COMPRESSEUR HARRISSON : COMPRESSOR HARRISSON - COMPRESOR HARRISSON - COMPRESSOR HARRISSON - KOMPRESSOR HARRISSON - COMPRESSORE HARRISSON - AIR-COND POMP HARRISSON
DELPHI / COMPRESSEUR DELPHI : COMPRESSOR DELPHI - COMPRESOR DELPHI - COMPRESSOR DELPHI - KOMPRESSOR DELPHI - COMPRESSORE DELPHI - AIR-COND POMP DELPHI
POULIE : PULLEY - POLEA - ROLDANA - RIEMENSCHIEBE - PULEGGIA - POUIJE



CITROËN C5



L

N°

Essence - Petrol - Gazolina - Gasolina - Benzin - Benzina - Benzine

(EW7J4 - EW10J4)

Ess 1,8 L 16S - 2 L 16S

(EW10D)

Ess 2 L HPi

AL + PHP

K6 1184

5750 ET

K6 1188

RP 5750 FG

AL + PHP + 

K6 1705

5750 EV

RP 5750 EK

(ES9J4S)

Ess 3 L V6

AL + PHP + 

K6 1585

5750 EW

Diesel - Gasoleo

AL + PHP

K6 1454

5750 T6
RP 5750 Z1

(DW10TD - DW10ATED)

DI Turbo 2 L HDi

AL + PHP +  (SANDEN)

K6 1736

5750 Z5
→ 06/2002

K6 1744

5750 HH
06/2002 →

(DELPHI)

K6 1750

5750 Z7

(DW12TED4)

DI Turbo 2,2 L 16 S HD

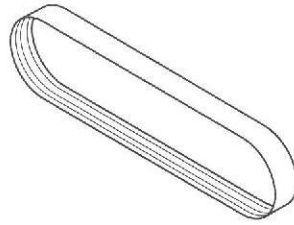
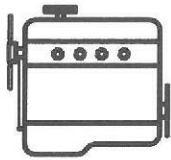
AL + PHP + 

K6 1740

5750 T8
RP 5750 GK

SANDEN / COMPRESSEUR SANDEN : COMPRESSOR SANDEN - COMPRESOR SANDEN - COMPRESSOR SANDEN - KOMPRESSOR SANDEN - COMPRESSORE SANDEN - AIR-COND POMP SANDEN
 DELPHI / COMPRESSEUR DELPHI : COMPRESSOR DELPHI - COMPRESOR DELPHI - COMPRESSOR DELPHI - KOMPRESSOR DELPHI - COMPRESSORE DELPHI - AIR-COND POMP DELPHI



CITROËN XM

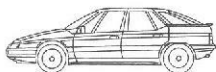


L

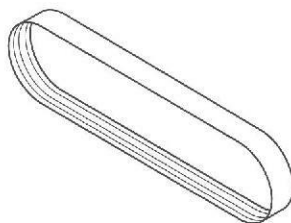
N°

Essence - Petrol - Gazolina - Gasolina - Benzin - Benzina - Benzine

(XU102C - XU10M - XU10J2- XU10J2TE) Ess 2 L - 2 L Turbo → 07/94	AL	K5 690	5750 D8 Alt cl 7
		K5 710	96 010 220 Alt cl 8-9-12
(XU102C - XU10M - XU10J2) Ess 2 L → 07/94	AL + ❄️	K5 1150	96 010 219 Alt cl 7
		K5 1125	95 006 268 Alt cl 8-9
(XU10J2TE) Ess 2 L Turbo → 07/94	AL + ❄️	K5 1151	96 152 090
(XU10J2 Ess 2 L 07/94 →	AL	K5 710	96 010 220
	PHP	 1020	5200 07
	AL + ❄️	K5 1125	95 006 268
(XU10J2TE) Ess 2 L Turbo 07/94 →	AL	K5 710	96 010 220 → 05/95
		K6 1200	5750 M0 05/95 →
	PHP	 1020	5200 07
	AL + ❄️	K5 1151	96 152 090 → 05/95
		K6 1648	5750 M2 05/95 →





CITROËN XM



L

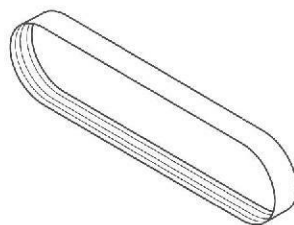
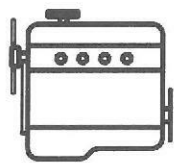
N°

Essence - Petrol - Gazolina - Gasolina - Benzin - Benzina - Benzine

(XU10J4R) Ess 2 L 16S	AL + PHP	K6 1076	5750 J3 → 05/95
		K6 1200	5750 M0 05/95 →
	AL + PHP + ☼	K6 1660	5750 J7 → 05/95
		K6 1648	5750 M2 05/95 →
(ZPJ-ZPJ4) Ess V6 3 L - V6 3 L 24S	AL	K5 850	5750 H5
	PHP	 650	96 035 624 → 02/92
		 670	96 165 760 02/92 →
PE	K5 850	5750 H5	
(ZPJ) Ess V6 3 L	PE + ☼	K5 1387	96 161 327
(ZPJ4) Ess V6 3 L 24S		K5 1455	96 161 326
(ES9J4) Ess V6 3 L 24S	AL + PHP + ☼	K6 1622	5750 T0 Poulie Ø54,4 et 57,5

POULIE : PULLEY - POLEA - ROLDANA - RIEMENSCHIEBE - PULEGGIA - POUJJE






CITROËN XM



L

N°

Diesel - Gasoleo

(XUD11A - XUD11ATE) DI 2,1 L Atmo - 2,1 L Turbo → 07/94	AL	K5 715	5750 H4 Alt cl 7
		K5 770	96 173 680 Alt cl 9 (BV Auto)
		K5 740	96 168 003 (XT)
	PHP	 1100	96 031 955 → 07/90
		 1090	5750 G5 07/90 →
	AL + 	K5 1160	5750 H7 Poulie Ø 59,4
K5 1195		5750 D1 Poulie Ø 66	
(XUD11A - XUD11ATE- XUD11BTE) DI 2,1 L Atmo - 2,1 L Turbo 07/94 →	AL	K5 770	96 173 680 → 05/95
		K6 1102	5750 M5 05/95 →
(XUD11A - XUD11ATE) DI 2,1 L Atmo - 2,1 L Turbo 07/94 → (Sauf PHP 6+2) *	PHP	 1090	5750 G5
(XUD11A - XUD11ATE - XUD11BTE) DI 2,1 L Atmo - 2,1 L Turbo 07/94 → (PHP 6+2) **	AL + PHP + 	K5 1195	5750 D1 → 05/95
		K6 1726	5750 M7 05/95 →

ALT CL - ALTERNATEUR CLASSE : CLASS ALTERNATOR - ALTERNADOR CLASE - ALTERNADOR CLASSE - LICHTMASCHINE KLASSE - ALTERNATORE CLASSE - DYNAMO KLASSE

* SAUF POMPE HYDRAULIQUE HP 6+2 : EXCEPT HIGH PRESSURE HYD PUMP 6+2 - SALVO BOMBA HIDRAULICA HP 6+2 - SALVO BOMBA HIDRÁULICA HP 6+2 - AUSSER HD-PUMPE 6+2 - SALVO POMPA AP 6+2 - BEHALVE HYDR POMP 6+2

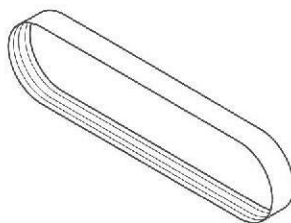
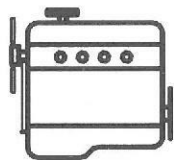
** POMPE HYDRAULIQUE HP 6+2 : HIGH PRESSURE HYD PUMP 6+2 - BOMBA HIDRAULICA HP 6+2 - BOMBA HIDRÁULICA HP 6+2 - HD-PUMPE 6+2 - POMPA AP 6+2 - HYDR POMP 6+2

POULIE : PULLEY - POLEA - ROLDANA - RIEMENSCHIEBE - PULEGGIA - POUIJE

BV AUTO : AUTOMATIC GEARBOX - CV AUTOMATICA - CV AUTO - AUTOMATIKGETRIEBE - CAMBIO AUTOMATICO - AUTOMATISCHE VERSNELLINGSBAK




CITROËN XM



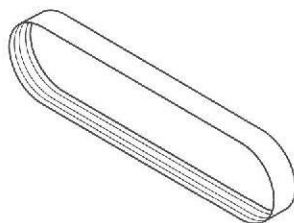
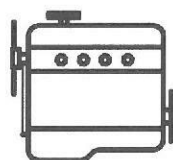
L

N°

Diesel - Gasoleo

(DK5ATE) DI 2,5 L Turbo	AL + PHP	K6 1188	5750 M3
	AL + PHP + 	K6 1862	5750 K6
	PE	K4 946	1280 28 → 05/96
		K3 946	1280 41 05/96 →

CITROËN EVASION



L

N°

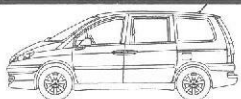
Essence - Petrol - Gazolina - Gasolina - Benzin - Benzina - Benzine

(XU7JP - XU10J2) Ess 1,8 L - 2 L (XU10J2TE) Ess 2 L Turbo → 01/97	AL + PDA	K6 1067	5750 K8 Alt cl 7-8 (XU7) Alt cl 7 (XU10)
	AL + PDA + ❄️	K6 1660	5750 J7
	AL + PDA	K6 1076	5750 J3 Alt cl 9 (XU7) Alt cl 8-9 (XU10)
(XU10J2TE) Ess 2 L Turbo 02/97 → (XU10J4R) Ess 2 L 16	AL + PDA	K6 1160	5750 M9
	AL + PDA + ❄️	K6 1603	5750 R2
(EW10J4) Ess 2 L 16	AL + PDA	K6 1188	5750 FG
	AL + PDA + ❄️	K6 1705	5750 EK

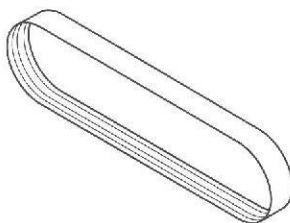

Diesel - Gazoleo

(XUD9TE - XUD11BTE) DI 1,9 L Turbo - 2,1 L Turbo	AL + PDA	K6 1110	5750 L0 → 05/95
	AL + PDA	K6 1102	5750 M5 05/95 →
	AL + PDA + ❄️	K6 1739	5750 R9
(DW10ATED) DI Turbo 2 L HDi (DW10ATED4) DI Turbo 2 L 16 S HDi	AL + PDA	K6 1468	5750 EM
	AL + PDA + ❄️ (SANDEN)	K6 1740	5750 GK
	AL + PDA + ❄️ (HARRISON)	K6 1750	5750 Z7

ALT CL - ALTERNATEUR CLASSE : CLASS ALTERNATOR - ALTERNADOR CLASE - ALTERNADOR CLASSE - LICHTMASCHINE KLASSE - ALTERNATORE CLASSE - DYNAMO KLASSE
 SANDEN / COMPRESSEUR SANDEN : COMPRESSOR SANDEN - COMPRESOR SANDEN - COMPRESSOR SANDEN - KOMPRESSOR SANDEN - COMPRESSORE SANDEN - AIR-COND
 POMP SANDEN
 HARRISSON / COMPRESSEUR HARRISSON : COMPRESSOR HARRISSON - COMPRESOR HARRISSON - COMPRESSOR HARRISSON - KOMPRESSOR HARRISSON - COMPRESSORE
 HARRISSON - AIR-COND POMP HARRISSON



CITROËN C8



L

N°

Essence - Petrol - Gazolina - Gasolina - Benzin - Benzina - Benzine

(EW10J4 - EW12J4)
Ess 2 L 16S - 2,2 L 16 S

AL + PDA

K6 1188

5750 FG

AL + PDA + ☼

K6 1705

5750 EK

(ES9J4S)
Ess 3 L 3V

AL + PDA + ☼

K6 1585

5750 EW

Diesel - Gasoleo

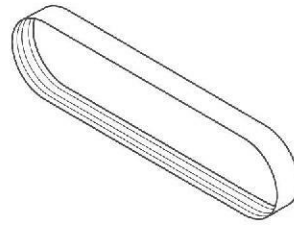
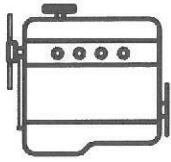
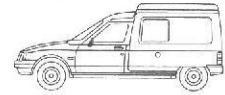
(DW10ATED4)
DI Turbo 2 L 16 S HDi
(DW12ATED4)
DI Turbo 2,2 L 16 S HDi

AL + PDA + ☼

K6 1740

5750 GK

CITROËN C15



L

N°

Essence - Petrol - Gazolina - Gasolina - Benzin - Benzina - Benzine

(XU8-XW7-XY7)

Ess 1 L - 1,1 L - 1,4 L → 09/87

AL



910

5750 G2

(TU9-TU1-TU3)

Ess 1 L - 1,1 L - 1,4 L 05/88 →

AL



710

5750 F6

(E1A-G1A)

Ess 1,118 L - 1,294 L

AL + PE



1100

96 031 955

Diesel - Gasoleo

(XUD7)

DI 1,8 L

AL

K4

698

5750 G8

PDA



650

4569 18

PV



650

4569 18
Direction non assistée *

530

4569 19
Direction assistée **

(DW8B)

DI 1,9L

AL

K6

747

5750 FF



AL



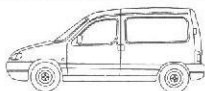
870

96 136 217

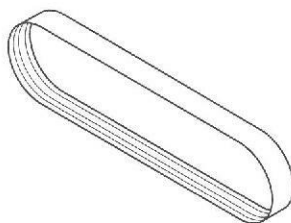
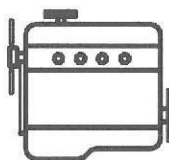
* DIRECTION NON ASSISTEE : WITHOUT POWER STEERING - DIRECCION NO ASISTIDA - DIRECÇÃO NÃO ASSISTIDA - MECHANISCHE LENKUNG - SENZA SERVOSTERZO - ZONDER STUURBEKRACHTIGING

** DIRECTION ASSISTEE : POWER STEERING SINCE - DIRECCION ASISTIDA - DIRECÇÃO ASSISTIDA - SERVO-LENKUNG - SERVOSTERZO - STUURBEKRACHTIGING

⚡ ELECTRIQUE : ELECTRIC - ELECTRICO - ELECTRICO - ELEKTRISCH - ELETTRICO - ELECTRISCH









CITROËN BERLINGO I (VP-VU)



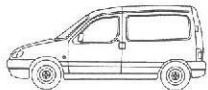
L

N°

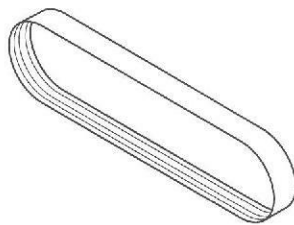
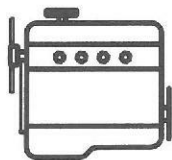
Essence - Petrol - Gazolina - Gasolina - Benzin - Benzina - Benzine

(TU1M - TU3JP) Ess 1,1 L - 1,4 L Direction non assistée	AL	 710	5750 F6
		K5 720	5750 P6
(TU1M - TU1JP - TU3.2 - TU3JP) Ess 1,1 L - 1,4 L (TU5JP4) Ess 1,6 16 S	AL	K4 855	5750 Q9
		K4 860	RP 5750 V0
(TU1M - TU1JP - TU3.2 - TU3JP) Ess 1,1 L - 1,4 L	PDA	K5 881	5750 Q7 → 07/2001
		K5 860	4007 CV 07/2001 →
TU1M - TU1JP - TU3JP) Ess 1,1 L - 1,4 L (TU5JP4) Ess 1,6 L 16 S	PDA + 	K5 1253	5750 R0 → 09/2001
		K5 1218	5750 FR 09/2001 →
(TU1M - TU1JP - TU3JP) Ess 1,1 L - 1,4 L (TU5JP4) Ess 1,6 16 S		K5 805	5750 R1
(TU3.2) Ess 1,4 L		K5 805	5750 R1
	PDA + 	K5 1253	5750 R0
(TU5JP4) Ess 1,6 L 16 S	PDA	K4 860	5750 V0 → 12/2001
		K5 860	4007 CV 12/2001 →
(XU7JB) Ess 1,8 L	AL + PDA	K6 1076	5750 J3
	AL + PDA + 	K6 1660	5750 J7

DIRECTION NON ASSISTEE : WITHOUT POWER STEERING - DIRECCION NO ASISTIDA - DIRECÇÃO NÃO ASSISTIDA - MECHANISCHE LENKUNG - SENZA SERVOSTERZO - ZONDER STUURBEKRACHTIGING



CITROËN BERLINGO I (VP-VU)

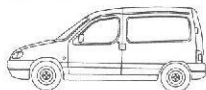


L

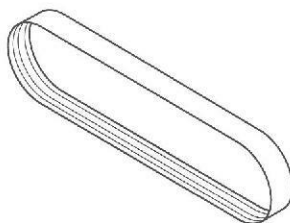
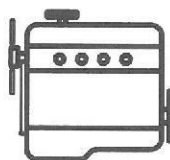
N°

Diesel - Gasoleo

(XUD7-XUD9) DI 1,8 L - 1,9 L	AL	K6 730	5750 H9
	AL + PDA	K6 1110	5750 L0
	AL + ❄️	K6 1160	5750 M9
	AL + PDA + ❄️	K6 1739	5750 R9
(DW8 - DW8B) DI 1,8 L	AL	K6 866	5750 X4
	AL + ❄️	K6 1042	5750 W2
	AL + PDA	K6 1389	5750 X6 RP 5750 GJ → 11/99
	AL + PDA	K6 1437	5750 EY 11/99 →
	AL + PDA + ❄️	K6 1750	5750 Z7 Sauf (IL)
		K6 1695	5750 GS (IL)
(DW10TD) DI Turbo 2L HDi	AL + PDA	K6 1468	5750 EM
	AL + PDA + ❄️	K6 1750	5750 Z7



CITROËN BERLINGO II (VP-VU)



L

N°

Essence - Petrol - Gazolina - Gasolina - Benzin - Benzina - Benzine

(TU1JP - TU3JP)

Ess 1,1 L - 1,4 L

(TU5JP4)

Ess 1,6 L 16S

AL + PDA

K6 1454

5750 Z1

AL + PDA + ☼

K6 1560

5750 GZ

Diesel - Gasoleo

(DW8B)

Di 1,9 L

AL + PDA

K6 1437

5750 EY

AL + PDA + ☼

K6 1680

5750 HE

(DW10TD)

Di Turbo 2 L HDi

AL + PDA

K6 1468

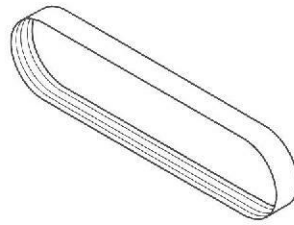
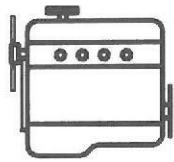
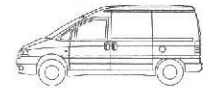
5750 EM

AL + PDA + ☼

K6 1740

5750 GK





CITROËN JUMPY








L

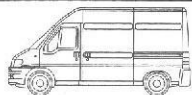
N°

Essence - Petrol - Gazolina - Gasolina - Benzin - Benzina - Benzine

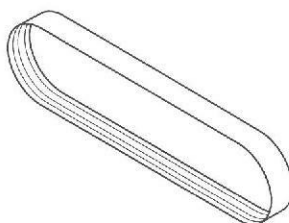
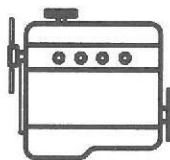
(1580SPI) Ess 1,6 L	AL + PE	K6 893	1280 34
	PDA		4007 J2
	AL + PE + 	K6 920	6453 W0
		K4 903	1280 36
(EW10J4) Ess 2L 16 S	AL + PDA	K6 1188	5750 FG
	AL + PDA + 	K6 1705	5750 EK

Diesel - Gasoleo

(XUD9) DI Atmo 1,9 L (XUD9TE) DI Turbo 1,9 L	AL	K6 730	5750 H9
	AL + PDA	K6 1110	5750 L0
	AL + 	K6 1160	5750 M9
	AL + PDA + 	K6 1739	5750 R9
(DW8 - DW8B) DI 1,8 L	AL	K6 866	5750 X4
	AL + PDA	K6 1389	5750 X6 RP 5750 GJ → 10/99
	AL + PDA	K6 1437	5750 EY 10/99 →
	AL + 	K6 1042	5750 W2
	AL + PDA + 	K6 1750	5750 Z7
(DW10ATED - DW10BTED) (DW10CTED) DI Turbo 2L HDi (DW10ATED4) DI Turbo 2 L 16 S HDi	AL + PDA	K6 1468	5750 EM
	AL + PDA + 	K6 1740	5750 T8 RP 5750 GK




CITROËN JUMPER → 02/2002




L

N°

Essence - Petrol - Gazolina - Gasolina - Benzin - Benzina - Benzine

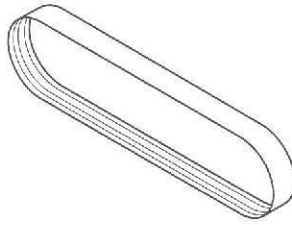
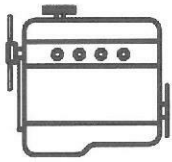
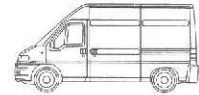
(XU10J2) Ess 2 L	AL	K6 698	5750 H8
	AL + ☼	K6 1094	5750 J4
	PDA	 710	5750 F6 → S 15355649
		K4 755	5750 P1 S 15355650 →

Diesel - Gasoleo

(XUD9) DI 1,9 L Atmo (XUD9TE) DI 1,9 L Turbo	AL	K6 730	5750 H9
	AL + ☼	K6 1151	5750 J6 Alt cl 8
		K6 1155	5750 L4 Alt cl12
	PDA	 710	5750 F6 → S 15355649
K4 755		5750 P1 S 15355650 →	

(DW10TD) Di Turbo 2 L HDi	AL + PDA	K6 1468	5750 EM
	AL + ☼	K6 1182	5750 GH
	PDA	K4 755	5750 P1

CITROËN JUMPER → 02/2002



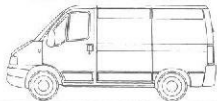
L

N°

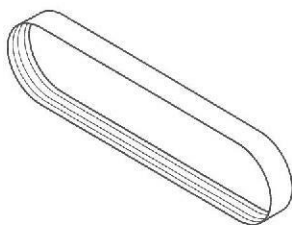
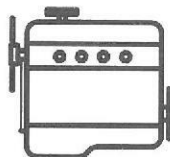
Diesel

(DJ5) DI 2,5 L Atmo	PE	K4	866	1280 27 → 05/96
		K3	866	1280 39 05/96 →
(DJ5T) DI 2,5 L Turbo	PE	K4	946	1280 28 → 05/96
		K3	946	1280 41 05/96 →
(DJ5TED) DI 2,5 L Turbo	PE	K3	946	1280 41
(DJ5) DI 2,5 L Atmo (DJ5T - DJ5TED) DI 2,5 L Turbo	AL	K6	802	5750 J0
	AL + PDA	K6	1012	5750 J2
	PV	K6	915	5750 J1
		K6	915	5750 J1
(SOFIM 2800-SOFIM 2800TD) DI Atmo 2,8 L - DI Turbo 2,8 L (SOFIM 2800 HDI) DI Turbo 2,8 L HDi		K5	1100	6453 FK RP 6453 NX
(SOFIM 2800-SOFIM 2800TD) DI Atmo 2,8 L - DI Turbo 2,8 L	AL + PPE		910	1280 44 → S 15844881
			945	1280 49 S 15844882 →
(SOFIM 2800 HDI) DI 2,8 L HDi	AL + PPE		1015	1280 47 *
			945	1280 49 **

* SAUF RECHAUFFAGE AIR ADMISSION - EXCEPT HEATED AIR INDUCTION - SALVO CALENTAMIENTO AIRE ADMISION - SALVO PRÉ-AQUECIMENTO AR ADMISSÃO - OHNE VORHEIZUNG FÜR ANSAUGLUFT - SALVO RISCALDAMENTO ARIA ASPIRAZIONE - BEHALVE VOORVERWARMING LUCHT INLAATZIJDE
 ** RECHAUFFAGE AIR ADMISSION - HEATED AIR INDUCTION - CALENTAMIENTO AIRE ADMISION - PRÉ-AQUECIMENTO AR ADMISSÃO - VORHEIZUNG FÜR ANSAUGLUFT - RISCALDAMENTO ARIA ASPIRAZIONE - VOORVERWARMING LUCHT INLAATZIJDE



CITROËN JUMPER 02/2002 →



L

N°

Essence - Petrol - Gazolina - Gasolina - Benzin - Benzina - Benzine

(XU10J2) Ess 2 L	AL	K6 698	5750 H8
	AL + ❄️	K6 1094	5750 J4
	PDA	K4 755	5750 P1

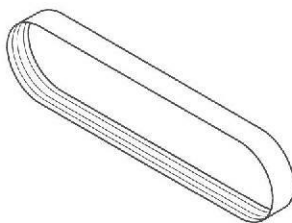
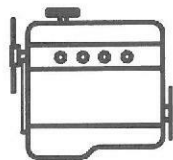
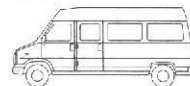
Diesel - Gasoleo

(DW10TD - DW12TED) Di Turbo 2 L HDi - 2,2 L HDi	AL + PDA	K6 1468	5750 EM
	AL + ❄️	K6 1182	5750 GH
	PDA	K4 755	5750 P1
(SOFIM 2800 HDI) DI 2,8 L HDi	AL + PPE	1015	1280 47 *
		945	1280 49 **
	❄️	K5 1100	6453 FK RP 6453 NX

* SAUF RECHAUFFAGE AIR ADMISSION - EXCEPT HEATED AIR INDUCTION - SALVO CALENTAMIENTO AIRE ADMISION - SALVO PRÉ-AQUECIMENTO AR ADMISSÃO - OHNE VORHEIZUNG FÜR ANSAUGLUFT - SALVO RISCALDAMENTO ARIA ASPIRAZIONE - BEHALVE VOORVERWARMING LUCHT INLAATZIJDE

** RECHAUFFAGE AIR ADMISSION - HEATED AIR INDUCTION - CALENTAMIENTO AIRE ADMISION - PRÉ-AQUECIMENTO AR ADMISSÃO - VORHEIZUNG FÜR ANSAUGLUFT - RISCALDAMENTO ARIA ASPIRAZIONE - VOORVERWARMING LUCHT INLAATZIJDE

CITROËN C25



L

N°

Essence - Petrol - Gazolina - Gasolina - Benzin - Benzina - Benzine

(XM-XN)
Ess 1,8 L - 2 L

PE



875

78 13 076 000

AL



925

5750 G3

PDA

765

91 536 302

Diesel

(XUD9)
DI 1,9 L Atmo

AL



795

91 541 177

(XUD9)
DI 1,9 L Atmo (XT)

PE

-

ZF 07 618 111

(CRD)
DI 2,5 L Atmo - 2,5 L Turbo

PE



(2)

825

1280 31

(CRD)
DI 2,5 L Atmo - 2,5 L Turbo

AL



700

5750 F5

PDA



800

5750 F9

(XUD9)
DI 1,9 L Atmo

PV



615

91 536 298

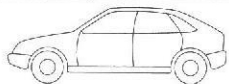
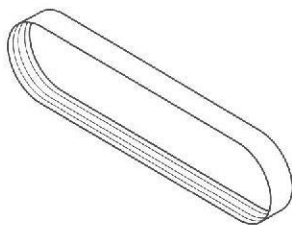
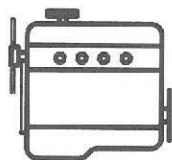
(CRD)
DI 2,5 L Atmo - 2,5 L Turbo

PV



590








5200 04


**2CV - AZU - AKS - DYANE - ACADIANE - AMI8
AMI SUPER - MEHARI - LN-LNA - VISA - AXEL**



L

N°

Essence - Petrol - Gazolina - Gasolina - Benzin - Benzina - Benzine

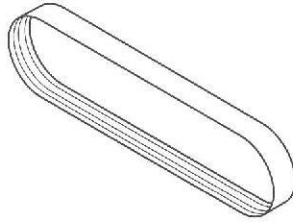
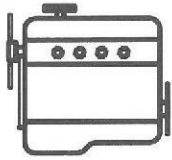
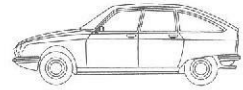
2CV - AZU - AKS	AL	 770	5750 F7 → 02/89
		 765	91 536 302 02/89 →
Dyane - Acadiane - Ami 8 Mehari	AL	 770	5750 F7
Ami Super	AL	 610	5750 F1
(2 Cylindres) * LN-LNA - Visa	AL	-	95 496 930
(4 Cylindres) ** LNA - Visa	AL + PE	 910	5750 G2
Visa GTI	AL	K4 698	5750 G8
(4 Cylindres) ** Visa Réfri (XT)	AL	-	95 602 304 NFP
		-	95 602 302 NFP
Axel	AL	 635	5750 F2

Diesel - Gasoleo

(XUD7) Visa DI	AL	K4 698	5750 G8
	PV	 650	4569 18

* 2 CYLINDRES : 2 CYLINDERS - 2 CILINDROS - 2 CILINDROS - 2 ZYLINDER - 2 CILINDRI - 2 CYLINDERS





** 4 CYLINDRES : 4 CYLINDERS - 4 CILINDROS - 4 CILINDROS - 4 ZYLINDER - 4 CILINDRI - 4 CYLINDERS

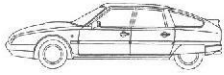
GS-GSA

L

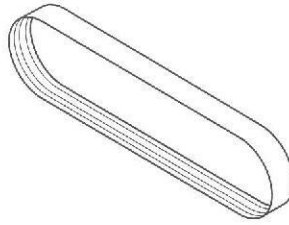
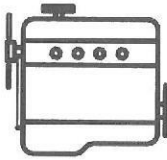
N°

Essence - Petrol - Gazolina - Gasolina - Benzin - Benzina - Benzine

GS	AL	 610	5750 F1
GSA	AL	 610	5750 F1 → 09/81
		 635	5750 F2 09/81 →
GS-GSA	Pompe à Air	-	5 491 934 NFP
GSA		-	95 569 992 NFP





CX



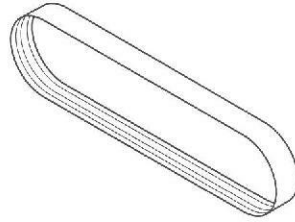
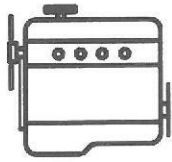
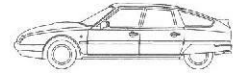
L

N°

Essence - Petrol - Gazolina - Gasolina - Benzin - Benzina - Benzine

BV4 Sauf Réfri → 12/78 BV5 Sauf Réfri → 11/77 Embrayage auto. Sauf Réfri → 12/78 (S) → 09/78	PE	-	5 490 500 NFP
BV4 Sauf Réfri 12/78 → 06/80 Embrayage auto. Sauf Réfri 12/78 → 06/80 (S) 09/78 →	PE	-	75 491 898 NFP
BV4 Réfri → 04/77 BV5 Sauf Réfri 11/77 → 04/80 BV5 Réfri → 03/79 (J) → 10/77	PE	-	5 490 267 NFP
BV4 Réfri 04/77 → 03/79 Embrayage auto. Réfri → 03/79 (J) 10/77 → 03/79	PE	(2) -	95 494 186 NFP
BV4 Réfri 03/79 → 06/79 Embrayage auto. Réfri 03/79 → 06/79 BV Auto 06/80 → 07/85	PE	-	95 494 187 NFP
BV4 06/79 →	PE	(2) -	Gates 95 493 870 NFP
BV5 03/79 → 06/81 Embrayage auto. 06/79 → 06/81 2,35 L - 2,5 L		(2)  825	Kléber 1280 31
2 L - 2,2 L 07/79 →	PE	 1005	1280 32 Sauf Réfri
		-	95 493 443 NFP Réfri
2 L - 2,2 L 07/79 →	Pompe à Air	-	91 536 299 NFP













SAUF REFRI : EXCEPT AIR CONDITIONING - SALVO AIRE ACONDICIONADO - SALVO REFRI - AUSSER KLIMA ANLAGE - SALVO RAFFREDDAMENTO - BEHALVE AIRCO
 REFRI : AIR CONDITIONING - AIRE ACONDICIONARD - REFRI - EINFACHE KLIMA - REFRIGERAZIONE - AIRCO
 EMBRAYAGE AUTOMATIQUE : AUTOMATIC CLUTCH - EMBRAGUE AUTOMATICO - EMBRAIAGEM AUTOMÁTICA - AUTOMATIK-KUPPLUNG - FRIZIONE AUTOMATICA - SEMI-AUTOMATISCHE VERSNELLINGSBAK
 BV AUTO : AUTOMATIC GEARBOX - CV AUTOMATICA - CV AUTO - AUTOMATIKGETRIEBE - CAMBIO AUTOMATICO - AUTOMATISCHE VERSNELLINGSBAK

CX

L

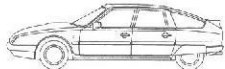
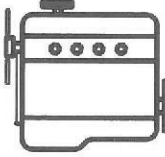
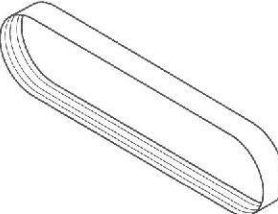









N°

Essence - Petrol - Gazolina - Gasolina - Benzin - Benzina - Benzine

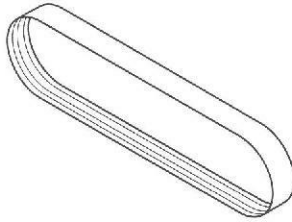
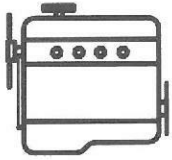
Sauf Super Climat	AL	 670	5750 F3 → 03/79
		 700	5750 F5 03/79 →
BVM Sauf Climat → 02/80	PHP (7 pistons) **	 610	5750 F1
BVM Sauf Climat 07/79 →	PHP (5 pistons) **	 615	91 536 298
BVM 2 L - 2,2 L Sauf Climat 07/79 →	PHP (5 pistons) **	 590	5200 04
BV Auto *	PHP (5 pistons) **	 670	5750 F3
BVM 2 L - 2,2 L "Sankio" 03/79 → 07/79 2,4 L IE → 07/83	PHP + 	-	95 492 813 NFP
2 L - 2,2 L 07/79 →	PHP + 	-	95 493 421 NFP
BV Auto *	PHP + 	 845	95 493 366 NFP
2,5 L IE - 2,5 L IE Turbo	PHP + 	 745	95 493 094

* **BV AUTO** : AUTOMATIC GEARBOX - CV AUTOMATICA - CV AUTO - AUTOMATIKGETRIEBE - CAMBIO AUTOMATICO - AUTOMATISCHE VERSNELLINGSBAK

** **PISTONS** : PISTONS - PISTONES - PISTÃO - KOLBEN - PISTONI - ZUIGERS

		CX		
				
		L	N°	
Diesel - Gasoleo				
BV4 → 01/80	PE	 830	5 490 814 NFP	
BV4 01/80 → BV5	PE	 835	95 493 870 NFP Gates	
		 825	1280 31 Kleber	
TT	AL	 700	5750 F5	
BVM	PHP	 615	91 536 298	
BV Auto *	PHP	 670	5750 F3	
TT 03/79 → 07/79		-	95 492 813 NFP	
TT 07/79 →		 745	95 493 094	

* **BV AUTO** : AUTOMATIC GEARBOX - CV AUTOMATICA - CV AUTO - AUTOMATIKGETRIEBE - CAMBIO AUTOMATICO - AUTOMATISCHE VERSNELLINGSBAK

C35**L****N°****Essence - Petrol - Gazolina - Gasolina - Benzin - Benzina - Benzine****2 L****PE**

1180

1280 33**AL**

810

**5 430 452
NFP****Diesel - Gasoleo****2,2 L - 2,5 L****PE**

1180


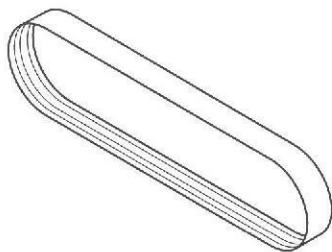
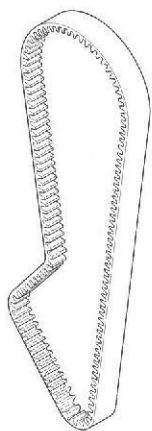
1280 33**AL**

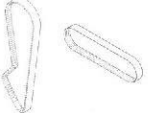

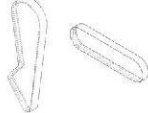

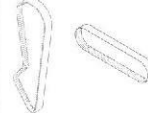



810

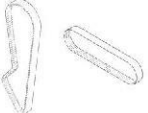

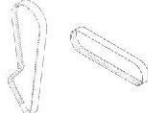



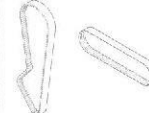

**5 430 452
NFP
→ 02/78**

825

**5750 G0
03/78 →**



							
0516 51	15	0816 G1	23	0831 91	23	5750 GE	30-31
0816 16	25	0829 49	5-15	1280 27	54	5750 GF	40
0816 31	25	0829 82	6-10-19-20	1280 28	45-54	5750 GH	53-55
0816 32	25	0829 88	6	1280 31	56-59-61	5750 GJ	35-50-52
0816 33	24-25	0829 96	10-11-14-16-21	1280 32	59	5750 GK	36-37-41-46-47
0816 34	24	0829 A0	6-7-10-20	1280 33	62		51-52
0816 40	12	0829 A1	6-7-10-20	1280 34	52	5750 GS	50
0816 44	4-5-8-9-10-12 18-19	0830 20	5-6-10-19-20	1280 36	52	5750 GZ	36-37-51
		0830 48	6	1280 39	54	5750 H1	32-38
0816 53	15	0831 12	24	1280 41	45-54	5750 H2	38
0816 54	13-15-16	0831 13	4-5-8-12-18-19	1280 44	54	5750 H3	39
0816 55	4-5-8-9-11-12 18	0831 14	4-5-8-9-10-12 18-19	1280 47	54-55	5750 H4	39-44
0816 56	4-5-8-12-18-19	0831 16	8-12-14	1280 49	54-55	5750 H5	43
0816 58	8-9-12-13-16 18-19-21-22 24-25	0831 17	8-9-12-13-15 16-19	4007 CV	49	5750 H7	44
		0831 18	12	4007 J2	52	5750 H8	32-53-55
0816 63	24	0831 19	15	4569 18	33-48-57	5750 H9	33-35-50-52-53
0816 64	4-8	0831 20	8-12-13-18-24	4569 19	48	5750 HE	51
0816 65	8-13	0831 28	4-5-8-9-11-12 18	5200 04	56-60	5750 HH	41
0816 67	8-12-25			5200 05	39	5750 J0	54
0816 68	15-22	0831 29	8-13	5200 06	38	5750 J1	54
0816 69	22-23	0831 31	8-9-13-16-18 19-21-22	5200 07	42	5750 J2	54
0816 71	8-9-12-13-15 16-19	0831 35	22-23	5750 D1	44	5750 J3	32-33-34-40-43 46-49
0816 72	4-5-8-9	0831 37	15-22	5750 D8	28-42	5750 J4	32-53-55
0816 79	21	0831 41	9-10-11-13-14 16-19-21	5750 EK	41-46-47-52	5750 J5	33-35-39-40
0816 85	5	0831 45	5-8	5750 EM	35-36-37-46-50 51-52-53-55	5750 J6	53
0816 93	9-10-18-19-20 21	0831 47	4-5-8-9-17	5750 ET	41	5750 J7	32-33-34-40 43-46-49
0816 98	8-9-13-16	0831 49	8-9-13-16	5750 EV	41	5750 J8	33-40
0816 A0	13-14-15-17	0831 51	15	5750 EW	41-47	5750 J8	33-40
0816 A1	10-11-14-16-21	0831 53	13-15-16	5750 EY	35-36-50-51-52	5750 K1	33
0816 A3	22	0831 56	8-9-13	5750 F1	57-58-60	5750 K3	28-29-33
0816 A4	22-23	0831 59	9-10-18-19-20 21	5750 F2	57-58	5750 K5	28-29-35
0816 A6	14-17	0831 61	17	5750 F3	60-61	5750 K6	45
0816 A9	9-10-11-13-14 16-19-20-21-22 23	0831 64	22	5750 F5	28-33-56-60-61	5750 K8	32-33-34-46
		0831 66	10-11-14-16-21	5750 F6	28-29-32-34-38 48-49-53	5750 KT	36
0816 C1	22	0831 68	13	5750 F7	57	5750 KV	36
0816 C8	14	0831 70	14	5750 F9	38-56	5750 L0	46-50-52
0816 E0	6-7-10-19-20	0831 72	9-10	5750 FC	36-37	5750 L4	53
0816 E2	5-9-10	0813 74	16-21	5750 FF	48	5750 M0	40-42-43-44
0816 E4	16-17-21	0831 77	5	5750 FG	41-46-47-52	5750 M2	40-42-43
0816 E5	22-23	0831 79	10-11-14-16-19 20-21	5750 FG	41-46-47-52	5750 M3	45
0816 E7	6-10	0831 81	6-10	5750 FJ	36-37	5750 M5	40-46
0816 F0	5-6-19-20	0831 83	6-10-11-13-14 16-19-21-22-23	5750 FR	49	5750 M7	40-44
0816 F2	6-7-10-19-20	0831 85	5-6-19-20	5750 FT	30	5750 M9	33-34-46-50-52
0816 F4	10-11-14-16-17 21	0831 87	5-6-7-10-19-20	5750 FW	30	5750 P1	53-55
0816 F7	6	0831 89	10-11-14-16 17-21	5750 G0	62	5750 P2	40
0816 G1	23			5750 G2	38-48-57	5750 P6	29-49
				5750 G3	56	5750 Q2	29
				5750 G5	44	5750 Q4	40
				5750 G8	32-39-48-57	5750 Q7	32-34-49
				5750 G9	32	5750 Q9	32-34-35-49
				5750 GC	30-31	5750 R0	32-34-35-49


							
5750 R1	32-33-49	95 602 302	57				
5750 R2	33-34-36-46	95 602 304	57				
5750 R9	33-46-50-52	96 010 219	42				
5750 T0	40-43	96 010 220	42				
5750 T4	34	96 014 241	38				
5750 T6	36-40-41	96 031 955	44-48				
5750 T8	41-52	96 035 624	38-43				
5750 V0	32-34-49	96 046 630	38				
5750 W2	35-50-52	96 136 217	48				
5750 W9	29	96 144 511	33				
5750 X4	35-50-52	96 152 090	42				
5750 X6	35-50-52	96 161 326	43				
5750 Y2	36-37	96 161 327	43				
5750 Y3	36-37	96 165 760	43				
5750 Z1	36-37-40-41-51	96 168 003	44				
5750 Z3	36-37	96 173 680	44				
5750 Z5	36-40-41	78 13 076 000	56				
5750 Z7	35-40-41-46	GX 01 453 01A	25				
	50-52	ZF 07 618 111	56				
5750 AE	28-29						
6453 CY	29						
6453 FK	54-55						
6453 NX	54-55						
6453 W0	52						
6921 91	9-13						
5 430 452	62						
5 490 267	59						
5 490 500	59						
5 490 814	61						
5 491 934	58						
75 491 898	59						
75 527 445	25						
91 536 224	32						
91 536 227	28						
91 536 298	38-56-60-61						
91 536 299	59						
91 536 302	56-57						
91 541 175	38						
91 541 177	56						
91 541 178	39						
91 541 179	39						
93 502 642	39						
95 006 268	42						
95 492 813	60-61						
95 493 094	60-61						
95 493 366	60						
95 493 421	60						
95 493 443	59						
95 493 870	59-61						
95 494 186	59						
95 494 187	59						
95 569 992	58						

												
	530	4569 19	48	K4	954	5750 H1	32-38	K6	920	6453 W0	52	
	590	5200 04	56-60		1020	91 536 227	28		976	5750 FW	30	
	610	5750 F1	57-58-60		1230	91 541 178	39		1012	5750 J2	54	
	615	91 536 298	38-56-60-61		1254	5750 H2	38		1042	5750 W2	35-50-52	
	625	5200 05	39		1275	96 046 630	38		1067	5750 K8	32-33-34-36	
	635	5750 F2	57-58		K5	690	5750 D8		28-42	1076	5750 J3	32-33-34-40 43-46-49
	650	4569 18	33-48-57			698	5750 H3		39	1094	5750 J4	32-53-55
	650	96 035 624	38-43			710	96 010 220		42	1102	5750 M5	40-46
	670	5750 F3	60-61			715	5750 H4		39-44	1110	5750 L0	46-50-52
	670	96 165 760	43			720	5750 P6		29-49	1125	5750 GE	30-31
	700	5750 F5	28-33-56-60 61			720	91 541 175		38	1130	5750 J5	33-35-39-50
	710	5750 F6	28-29-32-34 38-48-49-53			740	96 168 003		44	1146	5750 K1	33
	745	95 493 094	60-61	770		96 173 680	44		1151	5750 J6	53	
	765	91 536 302	56-57	775		5750 K3	28-29-33		1155	5750 L4	53	
	770	5750 F7	57	780		5750 W9	29		1160	5750 M9	33-34-46-50-52	
	775	5200 06	38	805		5750 R1	32-33-49		1170	96 144 511	33	
	795	91 541 177	56	829		5750 T4	34		1182	5750 GH	53-55	
	800	5750 F9	68-56	850	5750 H5	43	1184		5750 ET	41		
	810	5 430 452	62	881	5750 Q7	32-34-49	1188		5750 FG	41-46-47-52		
	825	1280 31	56-59-61	960	5750 K5	28-29-35	1188		5750 M3	45		
	825	5750 G0	62	975	93 502 642	39	1200		5750 M0	40-42-43-44		
	830	5 490 814	61	1020	6453 AE	28-29	1201		5750 Y2	36-37		
	835	95 493 870	59-61	1030	6453 CY	29	1205		5750 FJ	36-37		
	845	95 493 366	60	1050	5750 Q2	29	1341		5750 KV	36		
	870	96 136 217	48	1100	6453 FK	54-55	1389		5750 GJ	35-50-52		
	875	78 130 76 000	56	1100	6453 NX	54-55	1389		5750 X6	35-50-52		
	910	5750 G2	38-48-57	1125	95 006 268	42	1437		5750 EY	35-36-50-51 52		
	925	5750 G3	56	1150	96 010 219	42	1454		5750 Z1	36-37-40-41 51		
	1005	1280 32	59	1151	96 152 090	42	1454		5750 T6	36-40-41		
	1020	5200 07	42	1160	5750 H7	44	1468		5750 EM	35-36-37-46 50-51-52-53		
	1090	5750 G5	44	1195	5750 D1	44	1496		5750 Q4	40		
	1100	96 031 955	44-48	1218	5750 FR	49	1560		5750 GZ	36-37-51		
	1180	1280 33	62	1230	91 541 179	39	1564		5750 Z3	36-37		
	4007 J2	52	1253	5750 R0	33-34-35-49	1585	5750 EW	41-47				
K3	866	1280 39	54	1270	96 014 241	38	1603	5750 R2	33-34-36-46			
	946	1280 41	45-54	1387	96 161 327	43	1622	5750 T0	40-43			
K4	698	5750 G8	32-39-48-75	K6	698	5750 H8	32-53-55	1658	5750 M2	40-42-43		
	755	5750 P1	53-55		725	5750 GC	30-31	1660	5750 J7	32-33-34-40 43-46-49		
	810	5750 G9	32		728	5750 GC	30-31	1680	5750 HE	51		
	840	91 536 224	32		730	5750 H9	33-35-50-52 53	1695	5750 GS	50		
	855	5750 Q9	32-34-49		747	5750 FF	48	1700	5750 J8	33-34		
	860	4004 CV	49		802	5750 FT	30	1705	5750 EK	41-46-47-52		
	860	5750 V0	32-34-49		802	5750 J0	54	1705	5750 EV	41		
	866	1280 27	54		866	5750 X4	35-50-52					
	903	1280 36	52		893	1280 34	52					
	946	1280 28	45-54		915	5750 J1	54					



A large rectangular area containing 20 horizontal lines, designed for writing or drawing.




 Pour connaître les dernières dates de mise à jour, voir DOC FLASH : DIF/DOC/MKSP

DROITS DE PROPRIETE

"Les droits de propriété intellectuelle relatifs aux informations techniques contenues dans cette brochure appartiennent exclusivement au Constructeur. Toute reproduction et/ou diffusion de tout ou partie de ces informations sont interdites sans autorisation écrite préalable du Constructeur."

"Les informations techniques contenues dans la présente documentation sont destinées exclusivement aux professionnels de la réparation automobile. Dans certains cas, ces informations peuvent concerner la sécurité des véhicules. Elles seront utilisées par les réparateurs automobiles auxquels elles sont destinées, sous leur entière responsabilité, à l'exclusion de celle du Constructeur."

"Les informations techniques figurant dans cette brochure peuvent faire l'objet de mises à jour en fonction de l'évolution des caractéristiques des modèles de chaque gamme. Nous invitons les réparateurs automobiles à se mettre en rapport périodiquement avec le Constructeur/avec son réseau, pour se procurer les mises à jour nécessaires."

 To see the latest update refer to DOC FLASH : DIF/DOC/MKSP

PROPERTY RIGHTS


"The intellectual copyrights relating to the technical information contained in this brochure are the exclusive property of the Manufacturer. Any reproduction and/or distribution of all or part of this information is forbidden without the Manufacturer's preliminary written authorisation."

"The technical information contained in this documentation is intended exclusively for automobile repair professionals. In certain cases, the information may relate to vehicle safety.

It will be used by the automobile repairers to whom it is addressed, on their full responsibility, to the exclusion of the Manufacturer's liability."

"The technical information that figures in this brochure may be updated in accordance with the changing features of models in each range.

We would request automobile repairers to get in touch with the Manufacturer/the network at regular intervals, to obtain the necessary updates."

 Para conocer las últimas fechas de puesta al día, ver DOC FLASH : DIF/DOC/MKSP

DERECHOS DE PROPIEDAD


"Los derechos de propiedad intelectual relativos a las informaciones técnicas que figuran en este folleto pertenecen exclusivamente al Constructor. Se prohíbe toda reproducción y/o difusión de la totalidad o parte de estas informaciones sin autorización previa y por escrito del Constructor."

"Las informaciones técnicas que figuran en la presente documentación están destinadas exclusivamente a los profesionales de la reparación de automóviles. En ciertos casos, pueden afectar a la seguridad de los vehículos.

Serán utilizadas por los reparadores de automóviles, a quienes están destinadas, bajo su entera responsabilidad, excluyéndose la del Constructor."

"Las informaciones técnicas que figuran en este folleto pueden ser objeto de actualizaciones en función de la evolución de las características de los modelos de cada gama.

Invitamos a los reparadores de automóviles a ponerse en contacto periódicamente con el Constructor/con su red, para conseguir las actualizaciones necesarias."

 Para saber as últimas datas de actualizaçao, ver DOC FLASH : DIF/DOC/MKSP

DIREITOS DE PROPRIEDADE


"Os direitos de propriedade intelectual relativos às informações técnicas contidas nesta brochura pertencem exclusivamente ao Construtor. Qualquer reprodução e/ou difusão da totalidade ou parte destas informações são proibidas sem a autorização prévia e escrita do Construtor."

"As informações técnicas contidas na presente documentação destinam-se exclusivamente aos profissionais da reparação automóvel. Em certos casos, estas informações podem referir-se à segurança dos veículos.

Serão utilizadas pelos reparadores automóvel a que se destinam, sob a sua total responsabilidade, excluindo a responsabilidade do Construtor."

"As informações técnicas que figuram nesta brochura podem ser objecto de actualizações consoante a evolução das características dos modelos de cada gama.

Os reparadores automóvel são convidados a entrarem periodicamente em contacto com o Construtor/com a sua rede, para obterem as actualizações necessárias."

 Die Daten der aktuellen Ausgaben finden Sie in : DOC FLASH : DIF/DOC/MKSP

EIGENTUMSRECHTE


"Die Rechte auf geistiges Eigentum in Verbindung mit den in der vorliegenden Broschüre enthaltenen technischen Informationen stehen ausschließlich dem Hersteller zu. Jede vollständige oder teilweise Reproduktion und/oder Verbreitung dieser Informationen sind ohne vorherige schriftliche Genehmigung des Herstellers verboten."

"Die in der vorliegenden Dokumentation enthaltenen technischen Informationen sind ausschließlich für Autoreparaturfachleute bestimmt. In einigen Fällen können diese Informationen die Sicherheit der Fahrzeuge betreffen.

Sie werden von den Kraftfahrzeughandwerkern, für die sie bestimmt sind, in ihrer eigenen Verantwortung benutzt, unter Ausschluss der Verantwortung des Herstellers."

"Die in dieser Broschüre enthaltenen technischen Informationen können je nach Fortentwicklung der verschiedenen Modelle in jeder Produktreihe aktualisiert werden.

Wir fordern die Kraftfahrzeughandwerker auf, sich regelmäßig an den Hersteller/an sein Vertriebsnetz zu wenden, um sich die erforderlichen Aktualisierungen zu beschaffen."

 Per conoscere l'ultima data agglomerato vedere DOC FLASH : DIF/DOC/MKSP

DIRITTI DI PROPRIETÀ


"I diritti di proprietà intellettuale riguardanti le informazioni tecniche contenute nel presente manuale appartengono esclusivamente al Costruttore. Qualsiasi riproduzione e/o diffusione di tutto o parte di queste informazioni sono vietate senza autorizzazione preventiva scritta del Costruttore."

"Le informazioni tecniche contenute nella presente documentazione sono destinate esclusivamente agli autoriparatori. In alcuni casi, queste informazioni possono riguardare la sicurezza dei veicoli.

Esse verranno utilizzate dagli autoriparatori ai quali esse sono destinate sotto la loro piena responsabilità, ad esclusione di quella del Costruttore."

"Le informazioni tecniche contenute nel presente manuale possono essere oggetto di aggiornamenti in funzione dell'evoluzione delle caratteristiche dei modelli di ogni gamma.

Invitiamo gli autoriparatori a mettersi in contatto periodicamente con il Costruttore/la sua rete, per procurarsi gli aggiornamenti necessari."

 Voor de laatste versiedatum, zie DOC FLASH : DIF/DOC/MKSP

EIGENDOMSRECHT

"Het individuele eigendomsrecht betreffende technische informatie die in deze brochure staat vermeld behoort exclusief aan de Fabrikant. Alle reproductie en/of verspreiding van alles of een gedeelte van deze informatie is verboden zonder voorafgaande, schriftelijke toestemming van de Fabrikant."

"De technische informatie die in deze documentatie staat vermeld is alleen bestemd voor vakmensen in de branche van de automobielreparatie. In bepaalde gevallen kan deze informatie betrekking hebben op de veiligheid van de wagens.

Deze wordt gebruikt door automobielreparateurs waarvoor zij is bestemd, onder hun volledig verantwoordelijkheid, waardoor die van de Fabrikant vervalt."

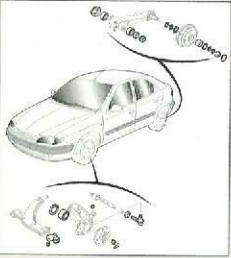
"De technische informatie die in deze brochure staat vermeld kan onderhevig zijn aan aanvullingen als gevolg van een ontwikkeling in de technische gegevens van de modellen van elke serie.

Wij vragen de automobielreparateurs zich regelmatig met de Fabrikant of zijn netwerk in verbinding te stellen, om deze noodzakelijke aanvullingen te verkrijgen."

ROULEMENTS
BEARINGS
RODAMIENTOS
KUGELLAGER
CUSCINETTI
LAGERS



CAT. 14.765



CITROËN

EDITION 1988

RETROVISEURS EXTERIEURS
DOOR MIRRORS
RETROVISORES EXTERIORES
RETROVISORES EXTERIORES
AUSSENSPGEL
RETROVISORE ESTERNO
ZUSPIGELS



CAT. 14.763



06/99

BOUGIES
PLUGS
BUJIAS
VELAS
KERZEN
CANDELE
BOUGIES



CAT. 14.756



VITRAGE
GLASS
ACRISTALAMIENTO
VIDROS
SCHEIBEN
VETRIATA
RUITEN



CAT. 14.750



03/2003

TRANSMISSION
DRIVESHAFT
TRANSMISSAO
TRANSMISSAO
GELENKWELLE
TRANSMISSIONE
AANDRIJFAS




CAT. 14.740



EMBRAYAGE COMPLET / CABLE
CLUTCH / CABLE
CONJUNTO EMBRAGUE / CABLE
EMBRAGEM COMPLETA / CABO
KUPPLUNGSSATZ / KUPPLUNGZUG
FRIZIONE COMPLETA / CAVO
COMPLETE KOPPELING / KABEL



CAT. 14.758




04/2002

SUSPENSION
SUSPENSION
SUSPENSION
SUSPENSÃO
FEDERUNG
SOSPENSIONE
VERING



CAT. 14.748



CITROËN

07/2002

ECLAIRAGE / SIGNALISATION
LIGHTING
ILUMINACION / SIGNALIZACION
ILUMINACAO / SIGNALIZACAO
BELEUCHTUNG / FAHRRICHTUNGSANZEIGE
ILLUMINAZIONE / SIGNALAZIONE
VERLICHTING / SIGNALISERING



CAT. 14.780



08/2002

MOTEUR / CULASSE - TURBOCOMPRESSEUR
ENGINE - CYLINDER HEAD - TURBO CHARGER
MOTOR - CULATA - TURBO COMPRESSOR
MOTOR - CABEÇA DE MÓDULO - TURBO COMPRESSOR
MOTOR - ZYLINDERKOPF - TURBOKOMPRESSOR
MOTORE - TESTATA - TURBO COMPRESSORE
MOTOR - CYLINDERKOPF - TURBO COMPRESSOR



CAT. 14.789



08/2002

FREINAGE
BRAKES
FREINADO
TRAVÕES
BREMSE
FRENATA
REMDELEN



CAT. 14.717



10/2002

FILTRATION
FILTERS
FILTROS
FILTRACAO
FILTER
FILTRAGGIO
FILTERS



CAT. 14.749



11/2002

CLIMATISATION
AIR CONDITIONING
CLIMATIZACION
AR CONDICIONADO
KLIMAAJALAGE
CLIMATIZZAZIONE
AIRCONDITIONING



CAT. 14.761



05/2003

ALTERNATEURS & DEMARQUEURS ECHAPPEMENT
FACTORY EXCHANGE ALTERNATOR & STARTER MOTOR
CAMBIO PREMONTABE ALTERNADOR & MOTOR DE ARRANQUE
ALTERNADOR & MOTOR DE ARRANQUE REMOLCADO
AUSCHAUSSCHUSCH GENERATOR & STARTER
SOSTITUIZIONE STANDARD ALTERNATORI & MOTORI DI AVVIAMENTO
FABRIKREKSTUJ. DYNAMO & START MOTOR



CAT. 14.767



05/2003

RADIATEURS
RADIATORS
RADIADORES
RADIADORES
WASSERKÜHLER
RADIATORI
VANUIT



CAT. 14.703



05/2003

ECHAPPEMENT
EXHAUST
ESCAPE
ESCAPES
AUSPUFFANLAGE
SCARICO
UITLATEN



CAT. 14.718



CITROËN

09/2002



CITROËN

Automobiles CITROËN - Siège social : Immeuble Colisée III - 12, rue Fructidor - 75835 Paris Cedex 17 France - Tél. : 01 58 79 79 79
www.citroen.fr - S.A. au capital de 16 000 000 euros - R.C.S. Paris 642 050 199 - Siret 642 050 199 00644 - APE 741 J

DIRECTION DES SERVICES ET PIECES CITROËN