

CITROËN XM EQUIPMENT SPECIFICATION

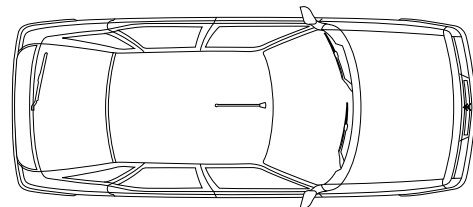
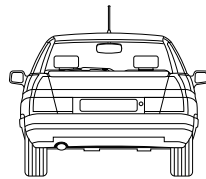
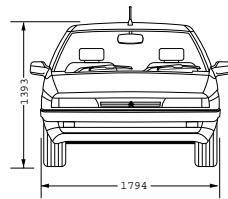
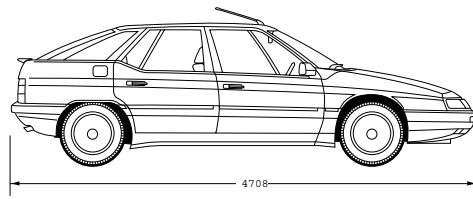
Estate

STANDARD ON ALL SALOON & ESTATE MODELS	
EXTERIOR FEATURES	
Side protective mouldings with chrome inserts	
Two speed windscreen wipers with intermittent wipe	
Rear intermittent wash/wipe	
Heated rear window with automatic cut-off	
Tinted windows	
Central locking fuel filler cap	
LIGHTING	
Twin rear fog lamps	
Twin reversing lamps	
Boot light	
SAFETY & SECURITY	
High level third brake light	
Height adjustable front seat belts with seat mounted buckle	
2-point centre rear seat belt	
Fuel cut-off device	
INTERIOR INSTRUMENTATION	
'Lights on' warning buzzer	
Dimmable instrument panel illumination	
Door open warning display	
Speedometer with trip recorder, tachometer & fuel gauge	
Warning lights for low fuel, low oil pressure, battery charge state, low wash bottle level, low coolant level, high coolant temperature, low hydraulic pressure	
Displays for headlamps and main beam on, indicators on, rear fog lamps on, hazard warning lights on, heated rear screen on, handbrake on, brake pad wear	
COMFORT	
Lateral and vertical face level vents and side window demist controls	
Adjustable front sunvisors with courtesy mirrors (covered on driver's side)	
Third centre sunvisor	
Internally adjustable door mirrors, day and night rear view mirror	
Front and rear map reading lights	
Front and rear courtesy lights with delayed extinction	
Front and rear cigar lighters and ashtrays	
Grab handles and rear coat hooks	
SEATING	
Fully reclining front seats with fore/aft adjustment	
Driver's seat height adjustment	
Driver's clutch foot rest	
STORAGE	
Lockable glove box	
Front and rear door pockets	
Two boot storage facilities	

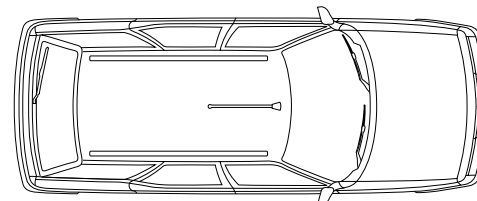
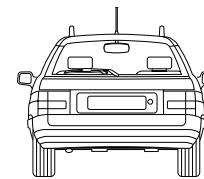
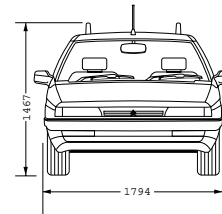
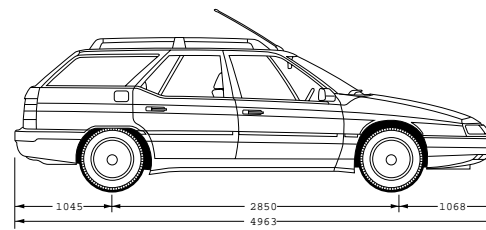
ENGINE AVAILABILITY	VSX
2.0i 16V Auto (135bhp)	●
2.0i Turbo Auto (150bhp)	●
2.1 TD Auto (110bhp)	●
2.5 TD (130bhp)	●
SPECIAL EQUIPMENT	
Power assisted steering	●
ABS	●
Cruise control	●
Air conditioning with automatic temperature control	●
Electric sunroof	○
Electric front windows	●
Electric driver's window with 'one touch' operation	●
Electric rear windows with isolation switch	●
Electrically adjustable and heated door mirrors	●
Indexable passenger door mirror	●
Four alloy wheels	○
EXTERIOR STYLING	
Body colour painted door mirror housings	●
Integral roof rails	●
Full width wheel trims (steel wheels)	●
LIGHTING	
Front fog lamps	●
Complex surface headlamps	●
SAFETY AND SECURITY	
Driver's airbag	●
Front passenger airbag	●
Lateral airbags	●
Front seat belt pre-tensioners	●
Side impact protection	●
Computer controlled self-levelling suspension	●
High frequency remote control central locking with deadlocks	●
Coded engine immobiliser	●
Anti-theft alarm	●
High level third brake light	●
Child safety locks	●
INTERIOR INSTRUMENTATION	
Rev counter	●
Digital clock with exterior temperature display	●
Water temperature gauge	●
LCD information/warning display panel with I.C.E. display (24 messages)	●
Multi function trip computer (instant fuel consumption, average fuel consumption, average speed, miles to go)	●
COMFORT	
Rake/reach adjustable steering wheel	●
Partial polished wood trim (ashtray cover and storage compartment)	●
Courtesy lights with delayed extinction	●
Passenger sunvisor with covered & illuminated mirror	●
Front and rear map reading lamps (2)	●
Kerbside door illumination/Four warning lights	●
SEATING	
'Tiber' velour upholstery	●
Leather upholstery	○
Driver's seat height adjustment	●
Electric front seat height adjustment	●
Height and tilt adjustable front & rear head restraints	●
Split folding rear seat (2/3 - 1/3)	● ¹
Rear central armrest	●
STORAGE	
Illuminated and lockable glove box	●
Front seat back pockets	●
Storage compartments:	
- under front centre armrest	●
- under front elbow rests	
- under rear elbow rests	
IN-CAR ENTERTAINMENT	
Philips 3040 Stereo radio/cassette with RDS, EON, auto reverse, dolby NR, security coding. Full compatibility with CD Autochanger. Remote control facility. 100W audio output. 6 speakers.	●
CD Autochanger	□
OPTION SUMMARY	
Leather upholstery	○
CD Autochanger	□
Electric sunroof	○
Four alloy wheels	○
Metallic/Pearlescent paint	◆

● Standard ○ Option □ Dealer fit accessory ◆ No cost option
 1 = Not available when leather option is to be taken

Saloon



Estate



CITROËN

www.WorkshopManuals.co.uk

CITROËN XM



October 1998



CITROËN XM EQUIPMENT SPECIFICATION

Saloon

ENGINE/TRANSMISSION

AVAILABILITY	VSX	EXCL
2.0i 16V Auto (135hp)	●	
2.0i Turbo Auto (150hp)	●	
3.0i V6 Auto (170hp)		●
2.1 TD Auto (110hp)	●	●
2.5 TD (130hp)		●

SPECIAL EQUIPMENT

Power assisted steering	●	●
ABS braking	●	●
Cruise control	●	●
Air conditioning with auto temperature control	●	●
Electric front windows	●	●
Elec. driver's window with 'one touch' operation	●	●
Electric rear windows with isolation switch	●	●
Electrically adjustable and heated door mirrors	●	●
Indexable passenger door mirror	●	●
Electric sunroof	○	●
Four alloy wheels	○	●
Four ten-spoke alloy wheels		● ¹

EXTERIOR

STYLING

Body colour painted bumpers		●
Body colour painted door mirror housings	●	●
Body colour painted side mouldings		●
Body colour rear spoiler	●	●
Full width wheel trims (steel wheels)	●	

LIGHTING

Front fog lights	●	●
Complex surface headlamps	●	●

SAFETY AND SECURITY

Driver's airbag	●	●
Front passenger airbag	●	●
Lateral airbags (front)	●	●
Front seat belt pre-tensioners	●	●
Side impact protection	●	●
Computer controlled self-levelling suspension	●	●
High frequency remote control central locking with deadlocks	●	●
Coded engine immobiliser	●	●
Anti-theft alarm	●	●
High level third brake light	●	●
Child safety locks	●	●
High pressure headlamp washer jets		●
Heated windscreen washer jets		●

INTERIOR

INSTRUMENTATION

Rev counter	●	●
Digital clock with exterior temperature display	●	●
Water temperature gauge	●	●
Oil temperature gauge		● ¹
LCD information/warning display panel with I.C.E. display (24 messages)	●	●
Multi function trip computer (instant fuel consumption, average fuel consumption, average speed, miles to go)	●	●

COMFORT

	VSX	EXCL
Rear passenger compartment screen		●
Rake/reach adjustable steering column	●	●
Leather bound steering wheel		●
Partial polished wood trim (ashtray cover and storage compartment)	●	●
Partial polished wood trim (doors, centre console, manual gear lever)		●
Courtesy lights with delayed extinction	●	●
Driver sunvisor with illuminated mirror		●
Passenger sunvisor with covered and illuminated mirror	●	●
Rear sunblinds	●	●
Front and rear map reading lamps (2)	●	●
Kerbside door illumination/Four warning lights	●	●

SEATING

'Tiber' velour upholstery	●	
Leather upholstery	○	●
Driver's seat height adjustment	●	●
Electric front seat adjustment	●	●
Height and tilt adjustable front head restraints	●	●
Height and tilt adjustable rear head restraints	●	●
Heated front and rear seats		●
Folding rear seat		●
Split folding rear seat (2/3 - 1/3)	● ²	
Electrically adjustable front centre armrest		●
Rear central armrest	●	●

STORAGE

Illuminated and lockable glove box	●	●
Front seat back pockets	●	●
Storage compartments: - under front centre armrest - under front elbow rests - under rear elbow rests	●	●

IN-CAR ENTERTAINMENT

Philips Stereo radio / cassette with RDS, EON, auto reverse, dolby NR, security coding and remote controls. Fully compatible with CD Autochanger, 6 speakers.	●(3030)	●(3040)
CD Autochanger	□	●

OPTION SUMMARY

High pressure headlamp washer jets	○	●
Leather upholstery	○	●
Electric sunroof	○	●
Four alloy wheels	○	●
Metallic/Pearlescent paint	◆	◆

● Standard equipment ○ Option ◆ No cost option □ Dealer fit accessory

1. 3.0i V6 only

2. Not available when leather upholstery option is taken

CITROËN XM TECHNICAL SPECIFICATION

Saloon

ENGINE	2.0i 16V	2.0i Turbo	3.0i V6	2.1 Turbo D	2.5 Turbo D
Cubic Capacity (cc)	1998	1998	2946	2088	2446
Cylinders	4 in line	4 in line	6 in Vee	4 in line	4 in line
Bore and stroke (mm)	86x86	86x86	87x82.6	85x92	92x92
Compression ratio	10.4:1	8.0:1	10.5:1	21.5:1	22:1
Max. power DIN, (hp/rpm)	135/5500	150/5300	194/5500	110/4300	130/4300
Max. torque DIN, (lb ft/rpm)	133/4200	173/2500	197/4000	184/2000	217/2000
Cooling system	Liquid with electric cooling fans				
Fuel system	Bosch MP5.2 Multipoint Injection	Bosch MP3.2 Multipoint Injection	Bosch 7.0 Injection	Bosch Indirect Injection	Computer controlled Bosch Indirect Injection
Ignition	Static Solid State	Static Solid State	Computer controlled	Compression Ignition	Compression Ignition
TRANSMISSION					
5-speed Manual	○	○	-	○	●
4-speed Automatic	●	●	●	●	
Clutch Type	Mechanically operated single dry disc with diaphragm (Hydraulic on 2.5 TD)				
PERFORMANCE (All figures driver alone)					
Maximum speed (mph)	126	129	143	117	125
0-62 mph (secs)	13.0	10.6	9.2	12.3	11.2
ECONOMY Litres / 100km (mpg)					
Urban cycle	15.7(18.0)	16.4(17.2)	18.0(15.7)	12.1(23.3)	10.9(25.9)
Extra urban	7.5(37.7)	8.0(35.3)	8.4(33.6)	6.5(43.5)	5.9(47.9)
Combined	10.5(26.9)	11.1(25.4)	11.9(23.7)	8.5(33.2)	7.7(36.7)
NB: Official Government Test Fuel Consumption Figures.					
CO ₂ EMISSIONS (g/km)	255	258	284	235	205
WHEELS AND TYRES	VSX	VSX	Exclusive	VSX Exclusive	Exclusive
15" steel wheels with 195/65-R15 tyres	●				
15" steel wheels with 205/60-R15 tyres		●		●	
Four 15" alloy wheels with 195/65-R15 tyres	○				
Four 15" alloy wheels with 205/60-R15 tyres		○		●	
Four 15" alloy wheels with 205/65-R15 tyres			●		●
● Standard Equipment ○ Option at extra cost					
WEIGHTS kg					
Unladen weight	1458	1487	1591	1493	1580
Payload	587	548	534	582	550
Maximum laden weight	2045	2035	2125	2075	2130
Max. trailer weight braked	1300	1300	1500	1500	1500
Max. tow hitch download	110	110	110	110	110
Max. roof rack load	80	80	80	80	80
BRAKES	Dual circuit, high pressure hydraulic system with discs all round - ventilated at the front. Brake pressure on rear wheels regulated according to load on rear suspension. Electronic ABS standard on all models.				
STEERING	Power assisted - Rack and pinion				
Turns lock to lock	3.17				
Turning circle between kerbs (m)	11.60				
SUSPENSION	Computer-controlled Hydractive II suspension system with switch on centre console for selection of normal or sport mode. All independent MacPherson type struts at the front and trailing arms at the rear, complemented by front and rear anti-roll bars. Constant ride height maintained regardless of load, with lever on centre console enabling variation of ground clearance and facilitating wheel changes.				
FUEL TANK CAPACITY	80 litres (17.6 gallons)				
LOAD SPACE VOLUMES (Litres)					
Seats up	540 (19.1 cu ft)				
Seats down	1530 (54.0 cu ft)				
INSURANCE GROUP RATINGS	VSX 14	VSX 15	Exclusive 15	VSX 14 Exclusive 14	Exclusive 14

CITROËN XM TECHNICAL SPECIFICATION

Estate

ENGINE	2.0i 16V	2.0i Turbo	2.1 Turbo D	2.5 Turbo D
Cubic Capacity (cc)	1998	1998	2088	2446
Cylinders	4 in line	4 in line	4 in line	4 in line
Bore and stroke (mm)	86x86	86x86	85x92	92x92
Compression ratio	10.4:1	8.0:1	21.5:1	22:1
Max. power DIN (hp/rpm)	135/5500	150/5300	110/4300	130/4300
Torque DIN (lb ft/rpm)	133/4200	173/2500	184/2000	217/2000
Cooling system	Liquid with electric cooling fans			
Fuel system	Bosch MP5.2 Multipoint Injection	Bosch MP3.2 Multipoint Injection	Bosch Indirect Injection	Computer controlled Bosch Indirect Injection
Fuel type	Unleaded Only	Unleaded Only	Diesel	Diesel
Ignition	Static Solid State	Static Solid State	Compression Ignition	Compression Ignition
TRANSMISSION				
5 speed Manual				●
4-speed Automatic	●	●	●	
Clutch Type	Mechanically operated single dry disc with diaphragm (Hydraulic on 2.5 TD)			
PERFORMANCE (All figures driver alone)				
Maximum speed (mph)	118	126	112	119
0-62 mph (secs)	13.7	11.4	13.3	11.7
ECONOMY Litres / 100km (mpg)				
Urban cycle	15.7(18.0)	16.4(17.2)	12.3(23.0)	10.9(25.9)
Extra urban	7.5(37.7)	8.0(35.3)	6.6(42.8)	5.9(47.9)
Combined	10.5(26.9)	11.1(25.4)	8.7(32.5)	7.7(36.7)
NB: Official Government Test Fuel Consumption Figures.				
CO ₂ EMISSIONS (g/km)	255	258	240	205
WHEELS AND TYRES				
15" steel wheels with 195/65-R15 tyres	●			
15" steel wheels with 205/60-R15 tyres		●		
15" steel wheels with 205/65-R15 tyres			●	●
Four 15" alloy wheels with 195/65-R15 tyres	○			
Four 15" alloy wheels with 205/60-R15 tyres		○		
Four 15" alloy wheels with 205/65-R15 tyres			○	○
● Standard Equipment ○ Option at extra cost				
WEIGHTS kg				
Unladen weight	1517	1552	1557	1642
Payload	628	643	643	628
Maximum laden weight	2145	2195	2190	2270
Max. towing weight (with brakes)	1300	1300	1500	1500
Max. tow hitch download	80	80	80	80
Max. roof rack load	100	100	100	100
BRAKES	Dual circuit, high pressure hydraulic system with discs all round - ventilated at the front. Brake pressure on rear wheels regulated according to load on rear suspension. Electronic ABS standard on all models.			
STEERING	Power assisted - Rack and pinion			
Turns lock to lock	3.17			
Turning circle between kerbs (m)	11.60			
SUSPENSION	Computer-controlled Hydractive II suspension system with switch on centre console for selection of normal or sport mode. All independent MacPherson type struts at the front and trailing arms at the rear, complemented by front and rear anti-roll bars. Constant ride height maintained regardless of load, with lever on centre console enabling variation of ground clearance and facilitating wheel changes.			
FUEL TANK CAPACITY	80 litres (17.6 gallons)			
LOAD SPACE VOLUMES (litres)				
Seats up	720 (25.4 cu.ft)			
Seats down	1960 (69.2 cu.ft)			
INSURANCE GROUP RATINGS	14	15	14	14